


LIMITED REVIEW REPORT**Review Report
To the Board of Directors
JSW ENERGY LIMITED**

We have reviewed the accompanying statement of unaudited consolidated financial results of **JSW ENERGY LIMITED** ("the Holding Company") and its subsidiaries (the Holding Company and its subsidiaries together referred to as "the Group"), a jointly controlled entity and an associate for the quarter and half year ended **30th September, 2016** being submitted by the Holding Company pursuant to the requirement of Regulation 33 of the SEBI (Listing Obligations and Disclosure Requirements) Regulations, 2015 read with Circular No. CIR/CFD/FAC/62/2016 dated 05th July, 2016. This statement is the responsibility of the company's management and has been approved by the Board of Directors. Our responsibility is to issue a report on these financial statements based on our review.

We conducted our review in accordance with the Standard on Review Engagements (SRE) 2410, "Review of Interim Financial Information Performed by the Independent Auditor of the Entity" issued by the Institute of Chartered Accountants of India. This standard requires that we plan and perform the review to obtain moderate assurance as to whether the financial statements are free of material misstatement. A review is limited primarily to inquiries of company personnel and analytical procedures applied to financial data and thus provide less assurance than an audit. We have not performed an audit and accordingly, we do not express an audit opinion.


We have not reviewed the financial statements of five subsidiaries included in the consolidated quarterly and half yearly financial results, whose financial statements reflect total assets of Rs. 9,396.79 crore as at 30th September, 2016, and the total revenue of Rs. 996.38 crore and Rs. 2,458.67 crore for the quarter and half year ended 30th September, 2016, respectively. These financial statements have been reviewed by other auditors whose reports have been furnished to us, and our opinion is based solely on the reports of such other auditors.

We have not reviewed the financial statements of eighteen foreign subsidiaries included in the consolidated financial statements, whose financial statements reflect total assets of Rs. 1,369.75 crore as at 30th September, 2016, and the total revenue of Rs. 4.05 crore and Rs. 6.22 crore for the quarter and half year ended 30th September, 2016, respectively. The consolidated financial results also include the group's share of net loss of Rs. 0.04 crore and Rs. 0.25 crore for the quarter and half year ended 30th September, 2016, respectively of a jointly controlled entity and Rs. NIL and Rs. NIL for the quarter and half year ended 30th September, 2016, respectively of an associate. These financial statements have been certified by the company's management and furnished to us, and our opinion, in so far as it relates to the amount included



in respect of eighteen foreign subsidiary companies, a jointly controlled entity and an associate, are based solely on these certified financial statements.

Based on our review, conducted as above, nothing has come to our attention that causes us to believe that the accompanying statement of unaudited financial results prepared in accordance with Indian Accounting Standards specified under Section 133 of the Act, read with Rule 7 of the Companies (Accounts) Rules, 2014 and other recognized accounting practices and policies has not disclosed the information required to be disclosed in terms of Regulation 33 of SEBI (Listing Obligations and Disclosure Requirements) Regulations, 2015 read with SEBI Circular No. CIR/CFD/CMD/15/2015 dated 30th November 2015 and SEBI Circular No. CIR/CFD/FAC/62/2016 dated 05th July, 2016 including the manner in which it is to be disclosed, or that it contains any material misstatement.



Place: Mumbai
Date: 26th October, 2016

For Lodha and Co.
Chartered Accountants
ICAI Firm Registration No. 301051E

A handwritten signature in black ink, appearing to read "A.M. Hariharan".

A.M. Hariharan
Partner
Membership No. 38323

JSW ENERGY LIMITED

Registered Office : JSW Centre,
Bandra Kurla Complex, Bandra (East), Mumbai 400051
CIN: L74999MH1994PLC077041

Unaudited Consolidated Financial Results for the Quarter and Half Year Ended 30.09.2016

(₹ Crore)

Sl.	Particulars	Quarter Ended			Half Year Ended		Year Ended
		30.09.2016	30.06.2016	30.09.2015	30.09.2016	30.09.2015	31.03.2016
		Unaudited	Unaudited	Unaudited	Unaudited	Unaudited	Unaudited
1	Income from operations:						
	a) Net Sales / Income from Operations	2,008.24	2,411.24	2,463.12	4,419.48	4,521.28	9,672.13
	b) Other Operating Income	38.78	38.79	36.54	77.57	73.52	152.36
	Total Income from operations (net)	2,047.02	2,450.03	2,499.66	4,497.05	4,594.80	9,824.49
2	Expenses:						
	a) Fuel Cost	866.73	1,040.59	1,081.24	1,907.32	2,064.71	4,377.35
	b) Purchase of Power	26.33	43.30	205.19	69.63	336.91	543.15
	c) Employee Benefits Expense	53.93	52.79	46.00	106.72	87.31	183.81
	d) Depreciation and Amortisation Expense	247.13	239.76	200.21	486.89	377.94	856.32
	e) Other Expenses	137.32	196.09	179.36	333.41	302.67	694.06
	Total Expenses	1,331.44	1,572.53	1,712.00	2,903.97	3,169.54	6,654.69
3	Profit from Operations before Other income, Finance costs, and Exceptional items (1 - 2)	715.58	877.50	787.66	1,593.08	1,425.26	3,169.80
4	Other Income (Refer Note No 3 below)	51.62	41.64	251.32	93.26	322.89	385.11
5	Profit before Finance costs and Exceptional items (3 + 4)	767.20	919.14	1,038.98	1,686.34	1,748.15	3,554.91
6	Finance costs	435.60	429.27	351.48	864.87	613.82	1,498.11
7	Profit before Tax (5 - 6)	331.60	489.87	687.50	821.47	1,134.33	2,056.80
8	Tax Expense						
	- Current Tax	72.15	108.25	100.22	180.40	192.57	451.97
	- Deferred Tax	44.51	16.52	43.70	61.03	57.04	105.14
9	Net Profit after Tax (7 - 8)	214.94	365.10	543.58	580.04	884.72	1,499.69
10	Share of (Profit) / Loss of an Associate / Joint Venture	0.04	0.21	17.98	0.25	40.55	42.23
11	Non Controlling Interests	(2.49)	(1.64)	(8.17)	(4.13)	1.55	12.91
12	Net Profit after Taxes, Non Controlling Interests and Share of (Profit) / Loss of Associate (9 - 10 - 11)	217.39	366.53	533.77	583.92	842.62	1,444.55
13	Other Comprehensive Income	180.91	129.95	8.04	310.86	(18.19)	264.03
14	Total Comprehensive Income	398.30	496.48	541.81	894.78	824.43	1,708.58
15	Paid-up Equity Share Capital (Net of Treasury Shares) (Face Value of ₹ 10 per share)	1,627.47	1,626.79	1,626.49	1,627.47	1,626.49	1,626.79
16	Reserves excluding Revaluation Reserves as per balance sheet of previous accounting year						8,109.26
17	Earnings per Share (not annualised)						
	- Basic EPS (₹)	1.34	2.25	3.28	3.59	5.18	8.88
	- Diluted EPS (₹)	1.34	2.25	3.28	3.59	5.18	8.88

Standalone information

Total Income from Operations	815.39	1,298.81	1,423.77	2,114.20	2,699.10	5,862.63
Profit before tax	22.76	301.86	331.80	324.62	595.38	1,562.24
Profit after tax	(8.31)	225.06	243.57	216.75	440.27	1,181.23



Notes :

1 a) The Company has adopted Indian Accounting Standards (IND AS) from April 1, 2016, the above results have been prepared in compliance with IND AS. Further, the financial results for the quarter and half year ended September 30, 2015 and previous year ended March 31, 2016 have been restated to comply with IND AS.

b) Reconciliation of Profit and Equity between IND AS and Previous Indian GAAP for earlier periods and as at March 31, 2016:

(₹ Crore)

Particulars	Note Reference	Profit Reconciliation			Equity Reconciliation
		Quarter ended 30.09.2015	Half Year ended 30.09.2015	For the year ended 31.03.2016	As at 31.03.2016
Net Profit / Equity under Previous GAAP		491.96	769.41	1,395.51	8,535.83
Impact of Embedded lease accounting	(i)	8.46	27.21	18.85	5.97
Impact of Service concession accounting	(ii)	(2.80)	(2.80)	(25.86)	(25.86)
Net gain / (loss) on financial assets / liabilities fair valued through statement of profit and loss	(iii)	2.50	(2.63)	(4.43)	(36.58)
Amortisation of transaction cost on borrowings	(iv)	(2.35)	(4.86)	(9.82)	43.56
Capital Overhauling costs recognised as Property Plant and Equipment (PPE) (net)	(v)	8.56	12.10	13.26	13.26
Employee benefits – Actuarial (Gain) / Loss recognized in OCI	(vi)	-	-	1.32	1.32
Others	(vii)	16.57	22.53	12.47	63.52
Deferred taxes	(viii)	10.88	21.66	43.25	(3.93)
Proposed Dividend					391.70
Net Profit for the period/ / Equity under Ind AS		533.77	842.62	1,444.55	8,988.79
Net gain / (loss) on financial assets fair value through other comprehensive Income	(iii)	11.91	(12.12)	263.83	747.06
Other Comprehensive Income (OCI)		(3.87)	(6.07)	0.20	0.20
Total comprehensive income / Equity under IND AS		541.81	824.43	1,708.58	9,736.05



- i) Embedded Lease: As per IND AS, Property, Plant and Equipment (PPE) relating to embedded lease arrangement has been de-recognised and shown at fair value as lease receivable.
- ii) Service concession arrangement: As per IND AS, PPE related to service concession arrangement has been de-recognised and classified as financial asset and intangible asset.
- iii) Fair valuation for Financial Assets and Financial Liabilities: The Company has valued financial assets (other than investment in subsidiaries, associate and joint venture which are accounted at cost) and Financial Liabilities, at fair value. Impact of fair value changes as on the date of transition, is recognised in opening reserves and changes there after are recognised in Statement of Profit and Loss Account or Other Comprehensive Income, as the case may be.
- iv) Loan processing fees / transaction cost: Under Ind AS such expenditure is considered for calculating effective interest rate and these costs are spread across the tenor of the respective loans. The impact for the periods subsequent to the date of transition is reflected in statement of Profit and Loss account.
- v) Capital overhauling costs earlier charged to Statement of Profit and Loss has been capitalised and amortised.
- vi) Employee benefits – actuarial gains and losses are recognised in other comprehensive income.
- vii) Other adjustments primarily represents exchange difference on translation of foreign operations transferred to OCI, Consolidation of ESOP Trust, Stock Compensation accounting, Equity method of accounting of Joint Venture, etc.
- viii) Deferred Tax: The impact of transition adjustments together with Ind AS mandate of using balance sheet approach (against profit and loss approach in the previous GAAP) for computation of deferred taxes has resulted in charge to Reserves, on the date of transition, with consequential impact to the Statement of Profit and Loss account for the subsequent periods.

2 Statement of Assets and Liabilities:

Sl.	Particulars	As at	
		30.09.2016	31.03.2016
		Unaudited	Unaudited
A ASSETS			
1 Non-current assets:			
(a) Property, Plant and Equipment	18,286.23	18,685.39	
(b) Capital work-in-progress	448.37	320.61	
(c) Goodwill on Consolidation	646.29	645.83	
(d) Other Intangible assets	987.51	998.67	
(e) Financial Assets			
(i) Investments	1,251.36	936.88	
(ii) Loans	772.58	813.13	
(iii) Other financial assets	1,582.81	1,569.84	
(f) Income tax assets (net)	73.10	132.06	
(g) Other non-current assets	161.62	175.95	
Total Non - Current Assets	24,209.87	24,278.36	
2 Current assets:			
(a) Inventories	531.16	635.83	
(b) Financial Assets			
(i) Investments	533.95	75.39	
(ii) Trade receivables	2,712.29	2,838.14	
(iii) Cash and cash equivalents	381.07	238.55	
(iv) Bank Balances other than (iii) above	73.16	118.88	
(v) Loans	80.20	-	
(vi) Other financial assets	200.72	234.23	
(c) Other current assets	58.95	83.39	
Total Current Assets	4,571.50	4,224.41	
Total Assets (1+2)	28,781.37	28,502.77	
B EQUITY AND LIABILITIES			
1 Equity			
(a) Equity Share Capital	1,627.47	1,626.79	
(b) Other Equity excluding non-controlling interests	8,624.10	8,109.26	
Equity attributable to owners of the Company (I)	10,251.57	9,736.05	
Non-controlling interests (II)	(10.61)	1.40	
Total Equity (I+II)	10,240.96	9,737.45	
Liabilities			
2 Non-current liabilities			
(a) Financial Liabilities			
(i) Borrowings	13,230.95	11,948.05	
(ii) Other financial liabilities	0.63	0.53	
(b) Provisions	42.41	38.59	
(c) Deferred tax liabilities (Net)	497.55	435.03	
(d) Other non-current liabilities	8.91	1.81	
Total Non - Current Liabilities	13,780.45	12,424.01	
3 Current liabilities			
(a) Financial Liabilities			
(i) Borrowings	57.82	1,589.33	
(ii) Trade payables*	2,359.34	2,513.99	
(iii) Other financial liabilities	2,274.51	2,186.58	
(b) Provisions	32.48	29.56	
(c) Other current liabilities	35.81	21.85	
Total Current Liabilities	4,759.96	6,341.31	
Total Equity and Liabilities (1+2+3)	28,781.37	28,502.77	

* Includes Buyer's Credit and Acceptances

- 3 Other Income for the year ended March 31, 2016, quarter and half year ended September 30, 2015 includes ₹ 150 crore compensation received, as per the terms of the Share Purchase Agreement.
- 4 Karcham Wangtoo plant of Himachal Baspa Power Company Limited, has filed petition for determination of final tariff with Central Electricity Regulatory Commission (CERC) and pending the receipt of final tariff order, the revenue from sale of power under long term power purchase agreements are being recognised in terms of expected tariff as per the available guideline in this regard. The hydro projects were acquired during September, 2015, hence figures for the corresponding quarter and half year of the previous year are not comparable.
- 5 The above results have been reviewed by the Audit Committee and approved at the meeting of the Board of Directors held on October 26, 2016.
- 6 The Statutory Auditors have carried out the Limited Review of the results for the quarter and half year ended September 30, 2016. The IND AS compliant financial results pertaining to the corresponding quarter and half year ended September 30, 2015 and the previous year ended March 31, 2016 have also been subjected to limited review by the Auditors.
- 7 The Company is engaged in only one segment viz. "Generation and Sale of Power" and as such there no separate reportable segments as per IND AS – 108 "Operating Segments".

For and on behalf of the Board of Directors

Sanjay Sagar
Jt. Managing Director & CEO
(DIN: 00019489)

Place : Mumbai
Date : October 26, 2016

