

**Financial Results for the Quarter ended September 30, 2016**


**Mumbai, India:** JSW Energy Limited (“JSW Energy” or the “Company”) today reported its results for the second Quarter (“Q2 FY2017” or the “Quarter”) ended 30th September, 2016.

**Key highlights of Q2 FY 2017 (consolidated):**

- **Net generation** of 6,276 Mus up 11% , as against 5,637 Mus in the corresponding quarter of the previous year
- **EBITDA** of ₹ 1,014 crore, down 18 % as against ₹1,239 crore in the corresponding quarter of the previous year
- **PAT** of ₹ 217 crore, down by 59% as against ₹ 534 crore in the corresponding quarter of the previous year
- **Company conferred with various awards:**
  - Economic Times – Best Infrastructure Brands 2016 to JSW Energy.
  - National award for Excellence in Water Management to JSW Energy, Ratnagiri by CII.
  - CSR impact award to JSW Energy, Vijayanagar at India CSR Summit 2016

**Consolidated Operational Performance:**

During the quarter, net generation was up by 11% compared to the corresponding quarter of the previous year primarily due to increased generation from the hydro power plants acquired in September, 2015 despite lower generation at other units. Generation at Vijayanagar & Ratnagiri plants were impacted due to non-availability of adequate schedule since orders on certain tenders in which the Company had participated remained undecided, and Barmer plant was impacted by frequent back-downs.



PLF and net generation at different locations were as under:

| Location                 | PLF        |            | Net generation (million units) |              |
|--------------------------|------------|------------|--------------------------------|--------------|
|                          | Q2 FY 2017 | Q2 FY 2016 | Q2 FY 2017                     | Q2 FY 2016   |
| Ratnagiri (deemed PLF)   | 82%        | 86%        | 1,699                          | 2,038        |
| Vijaynagar               | 31%        | 81%        | 533                            | 1,430        |
| Barmer (deemed PLF)      | 86%        | 86%        | 1,377                          | 1,504        |
| Himachal Pradesh (Hydro) | 94%        | 72%        | 2,667                          | 665          |
| <b>Total</b>             |            |            | <b>6,276</b>                   | <b>5,637</b> |

The merchant sales during the quarter were 1,321 million units (22% of volume); while the sales under Long Term PPA were 4,635 million units (78% of volume).


### Consolidated Financial Performance Review and Analysis

**Results for the Quarter ended September 30, 2016 are in compliance with IND AS notified by the Ministry of Corporate Affairs. Consequently, results for the quarter and half year ended September 30, 2015 and the previous year ended March 31, 2016 have been restated to comply with IND AS to make them comparable.**

For the Quarter ended September 30, 2016, the Company achieved a consolidated turnover of ₹ 2,099 crore, a decrease of 24%, as compared to ₹ 2,751 crore in the corresponding period of the previous year. The decrease in turnover is primarily on account of lower generation and realisation at Vijayanagar and Ratnagiri, partly offset by increased generation at the hydro power plants in Himachal.

The fuel cost for the quarter was at ₹ 867 crore, down by 20% from ₹ 1,081 crore in the corresponding quarter of previous year, primarily due to decrease in thermal power generation, partly offset by increase in the landed cost of coal, increase in clean energy cess and an increase in transfer price of lignite at Barmer as per RERC orders.

During the current quarter, the Total Income from operations was ₹ 2,008 crore as against ₹ 2,463 crore in the corresponding quarter of the previous year. EBITDA for the quarter was



₹ 1,014 crore as against ₹ 1,239 crore in the corresponding quarter of the previous year. EBITDA was lower due to lower generation and lower realisation coupled with higher fuel costs. The Company earned Profit after tax of ₹ 217 crore for the current quarter as against ₹ 534 crore in the corresponding quarter of the previous year (previous year's profit also includes a one-off income of ₹ 150 crore). Total comprehensive income of the Company for the quarter stands at ₹ 398 crore as against ₹ 542 crore in the corresponding period of the previous year.

The Consolidated Net Worth and Consolidated Net Debt as at September 30, 2016 were ₹ 10,252 crore and ₹ 13,738 crore respectively, resulting in a Net debt to equity ratio of 1.34 times.

#### **Status Updates:**

**240 MW – at Kutehr, Himachal Pradesh:** The enabling works on the project has been suspended till the financial closure for the project is achieved. The cost incurred on the project up to September 30, 2016 was ₹ 272 crore.

#### **Outlook**

In recent months, industrial activity has been weak and IIP growth has been in the negative territory. However, inflation remains benign and consumption demand is expected to pick up aided by a good monsoon. The recent rate cut and expectations of further reductions in the coming quarters should kick start economic activities in the country. Government focus on reforms, infrastructure push and enhanced spend in development projects should provide a boost to the investment cycle and energy demand.

Electricity demand grew at a tepid rate in the last quarter, largely due to seasonal factors. Increase in power supply has outpaced the growth in demand and has resulted in reducing demand-supply gap across the country. This, along with the poor financial health of the discoms, has resulted in lower off-take, falling utilisation of power plants and low market price of power. However, increasing number of states have been joining the UDAY scheme and the discoms should gradually become stronger; both operationally and financially. Government's



resolve to provide uninterrupted power to all should also provide a significant growth in power demand in the coming years.


International coal prices have seen a sharp uptick in recent months, and combined with low merchant prices and low utilisation of plants, the margins are expected to remain under pressure. Moreover, delays and lack of progress on conclusion of recent power off-take bids are expected to impact the generation volumes for the year.

### **About JSW Energy Limited**

JSW Energy Limited, part of the JSW Group, is a growing energy company. The Group has diversified interests in carbon steel, power, mining, infrastructure and cement. JSW Energy is working on power solutions in the states of Karnataka, Maharashtra, Rajasthan, Himachal Pradesh and Chhattisgarh. The Company has an operational capacity of 4,531 MW, and has entered into definitive agreements to acquire an additional 1,500 MW of operating coal based thermal power plants. The Company is an early entrant in the Power Trading and Power Transmission business and plans to enter into power distribution business and generation through non-conventional energy sources. It is working towards building a full service integrated energy business.

### **Forward looking and Cautionary Statements:**

*Certain statements in this release concerning our future growth prospects are forward looking statements, which involve a number of risks, and uncertainties that could cause actual results to differ materially from those in such forward looking statements. The risks and uncertainties relating to these statements include, but are not limited to, risks and uncertainties regarding fluctuations in earnings, our ability to manage growth, intense competition within Power Industry including those factors which may affect our cost advantage, wage increases in India, our ability to attract and retain highly skilled professionals, time and cost overruns on fixed-price, fixed-time frame contracts, client concentration, restrictions on immigration, our ability to manage our internal operations, reduced demand for Power, our ability to successfully complete and integrate potential acquisitions, liability for damages on our service contracts, the success of the companies in which has made strategic investments, withdrawal of fiscal governmental incentives, political instability, legal restrictions on raising capital or acquiring companies outside India, unauthorized use of our intellectual property and general economic conditions affecting our industry. The company does not undertake to update any forward looking statements that may be made from time to time by or on behalf of the company.*



A handwritten signature in blue ink is written over a circular purple stamp. The stamp contains the text "JSW Energy Limited" around the top edge, "Mumbai" in the center, and a small star at the bottom. The signature is a cursive scribble that overlaps the stamp.