


(1)(a) STATEMENT SHOWING SHAREHOLDING PATTERN IN CLAUSE-35

NAME OF THE COMPANY: JSW ENERGY LIMITED				
SCRIP CODE: (BSE/NSE)	533148 / JSWENERGY	Name of the Scrip: JSWENERGY - EQ		
Class of Security:	Equity			
QUARTER ENDED:	31/12/2011			
Partly paid-up shares	No. of partly paid-up shares	As a % of total no. of partly paid-up shares	As a % of total no. of shares of the Company.	
Held by promoter/promoter group	0		0	
Held by Public	0		0	
Total:	0		0	
Outstanding convertible securities:	No. of outstanding securities	As a % of total no. of outstanding convertible securities.	As a % of total no. of shares of the Company assuming full conversion of the convertible securities	
Held by promoter/promoter group	0		0	
Held by Public	0		0	
Total:	0		0	
Warrants:	No. of warrants	As a % of total no. of warrants	As a % of total no. of shares of the Company, assuming full conversion of warrants	
Held by promoter/promoter group	0		0	
Held by Public	0		0	
Total:	0		0	
Total paid-up capital of the Company, assuming full conversion of warrants and convertible securities	1640054795		100.00	



JSW ENERGY LIMITED
SHAREHOLDING PATTERN AS ON 31.12.2011


CATEGORY CODE	CATEGORY OF SHAREHOLDER	NO OF SHAREHOLDERS	TOTAL NUMBER OF SHARES	NO OF SHARES HELD IN DEMATERIALIZED FORM	TOTAL SHAREHOLDING AS A % OF TOTAL NO OF SHARES		SHARES PLEDGE OR OTHERWISE ENCUMBERED	AS a PERCENTAGE (IX)=(VIII)/(IV)*100
					AS a PERCENTAGE of (A+B)	AS a PERCENTAGE of (A+B+C)		
(I)	(II)	(III)	(IV)	(V)	(VI)	(VII)	(VIII)	(IX)
(A)	PROMOTER AND PROMOTER GROUP							
(1)	INDIAN							
(a)	Individual /HUF	13	190864432	190864432	11.64	11.64	0	0.00
(b)	Central Government/State Government(s)	0	0	0	0.00	0.00	0	0.00
(c)	Bodies Corporate	14	1067405842	1067405842	65.08	65.08	358112171	33.55
(d)	Financial Institutions / Banks	0	0	0	0.00	0.00	0	0.00
(e)	Others	0	0	0	0.00	0.00	0	0.00
	Sub-Total A(1) :	27	1258270274	1258270274	76.72	76.72	358112171	28.46
(2)	FOREIGN							
(a)	Individuals (NRIs/Foreign Individuals)	1	370	370	0.00	0.00	0	0.00
(b)	Bodies Corporate	0	0	0	0.00	0.00	0	0.00
(c)	Institutions	0	0	0	0.00	0.00	0	0.00
(d)	Others	0	0	0	0.00	0.00	0	0.00
	Sub-Total A(2) :	1	370	370	0.00	0.00	0	0.00
	Total A=A(1)+A(2)	28	1258270644	1258270644	76.72	76.72	358112171	28.46
(B)	PUBLIC SHAREHOLDING							
(1)	INSTITUTIONS							
(a)	Mutual Funds /UTI	0	0	0	0.00	0.00	0	0.00
(b)	Financial Institutions /Banks	20	94167645	94167645	5.74	5.74		



CATEGORY CODE	CATEGORY OF SHAREHOLDER	NO OF SHAREHOLDERS	TOTAL NUMBER OF SHARES	NO OF SHARES HELD IN DEMATERIALIZED FORM	TOTAL SHAREHOLDING AS A % OF TOTAL NO OF SHARES		SHARES PLEDGE OR OTHERWISE ENCUMBERED	AS a PERCENTAGE
					As a PERCENTAGE of (A+B)	As a PERCENTAGE of (A+B+C)		
(i)	(ii)	(iii)	(iv)	(v)	(vi)	(vii)	(viii)	(ix)=(viii)/(iv)*100
(c)	Central Government / State Government(s)	0	0	0	0.00	0.00		
(d)	Venture Capital Funds	0	0	0	0.00	0.00		
(e)	Insurance Companies	0	0	0	0.00	0.00		
(f)	Foreign Institutional Investors	64	63972956	63972956	3.90	3.90		
(g)	Foreign Venture Capital Investors	0	0	0	0.00	0.00		
(h)	Others	0	0	0	0.00	0.00		
	Sub-Total B(1) :	84	158140601	158140601	9.64	9.64		
(2)	NON-INSTITUTIONS							
(a)	Bodies Corporate	1883	22057316	22057316	1.34	1.34		
(b)	Individuals							
	(i) Individuals holding nominal share capital upto Rs.1 lakh	157154	53606487	53599389	3.27	3.27		
	(ii) Individuals holding nominal share capital in excess of Rs.1 lakh	424	36443188	36443188	2.22	2.22		
(c)	Others							
	NON RESIDENT INDIANS	1792	2934319	2934319	0.18	0.18		
	TRUSTS	5	10200	10200	0.00	0.00		
	FOREIGN NATIONALS	2	450	450	0.00	0.00		
	FOREIGN BODIES	2	108198047	108198047	6.60	6.60		
	CLEARING MEMBERS	137	393543	393543	0.02	0.02		
	Sub-Total B(2) :	161399	223643550	223636452	13.64	13.64		
	Total B=B(1)+B(2) :	161483	381784151	381777053	23.28	23.28		
	Total (A+B) :	161511	1640054795	1640047697	100.00	100.00		



CATEGORY CODE	CATEGORY OF SHAREHOLDER	NO OF SHAREHOLDERS	TOTAL NUMBER OF SHARES	NO OF SHARES HELD IN DEMATERIALIZED FORM	TOTAL SHAREHOLDING AS A % OF TOTAL NO OF SHARES		SHARES PLEDGE OR OTHERWISE ENCUMBERED	AS a PERCENTAGE
					AS a PERCENTAGE of (A+B)	AS a PERCENTAGE of (A+B+C)		
(I)	(II)	(III)	(IV)	(V)	(VI)	(VII)	(VIII)	(IX)=(VIII)/(IV)*100
(C)	Shares held by custodians, against which Depository Receipts have been issued							
(1)	Promoter and Promoter Group	0	0	0	0.00	0.00		
(2)	Public	0	0	0	0.00	0.00		
	GRAND TOTAL (A+B+C) :	161511	1640054795	1640047697	100.00	0.00	358112171	21.84



Sl.No	Statement showing holding of securities (including shares, warrants, convertible securities) of persons belonging to the category "Promoter and Promoter Group"	Details of Shares held				Encumbered shares (*)			Details of Warrants				Details of convertible securities		Total Shares (including underlying shares assuming full conversion of warrants and convertible securities) as a % of diluted share capital
		No. of Shares held	As a % of grand total (A)+(B)+(C)	Pledge Shares	As a percentage $(VI)-(V)/(III)*100$	As a % of grand total (A) + (B) + (C) of sub-classes (I)(a)	Number of warrants held	As a % total number of warrants of the same class	Number of convertible securities held	As a % total number of convertible securities of the same class					
(i)	(ii)	(iii)	(iv)	(v)	(vi)	(vii)	(viii)	(ix)	(x)	(xi)	(xii)				
1	ISW INVESTMENTS PRIVATE LIMITED	530760647	32.36	196718276	37.06	11.99	0	0.00	0	0.00	32.36				
2	SUN INVESTMENTS PRIVATE LIMITED	159605900	9.73	111111895	69.62	6.77	0	0.00	0	0.00	9.73				
3	SUN INVESTMENTS LTD	11128570	6.79	0	0.00	0.00	0	0.00	0	0.00	6.79				
4	VRINDAVAN SERVICES PRIVATE LIMITED	90933690	5.54	50282000	55.30	3.07	0	0.00	0	0.00	5.54				
5	ISW STEEL LIMITED	77980500	4.75	0	0.00	0.00	0	0.00	0	0.00	4.75				
6	SAJAN JINDAL	74144262	4.52	0	0.00	0.00	0	0.00	0	0.00	4.52				
7	GAGAN TRADING COMPANY LIMITED	46959910	2.86	0	0.00	0.00	0	0.00	0	0.00	2.86				
8	SAANGITA JINDAL	41313125	2.52	0	0.00	0.00	0	0.00	0	0.00	2.52				
9	TARINI JINDAL	25000000	1.52	0	0.00	0.00	0	0.00	0	0.00	1.52				
10	TANVI JINDAL	25000000	1.52	0	0.00	0.00	0	0.00	0	0.00	1.52				
11	PARITHI JINDAL	25000000	1.52	0	0.00	0.00	0	0.00	0	0.00	1.52				
12	ISW ISPAT STEEL LIMITED (formerly ISPAT INDUSTRIES LTD)	23625000	1.44	0	0.00	0.00	0	0.00	0	0.00	1.44				
13	VRINDAVAN SERVICES LTD	139212500	1.17	0	0.00	0.00	0	0.00	0	0.00	1.17				
14	ISW INVESTMENTS PRIVATE LIMITED	5440500	0.33	0	0.00	0.00	0	0.00	0	0.00	0.33				
15	ISW CEMENT LIMITED	1559610	0.10	0	0.00	0.00	0	0.00	0	0.00	0.10				
16	SAROI BHARTIA	100000	0.01	0	0.00	0.00	0	0.00	0	0.00	0.01				
17	IRMIILA BHUWALKA	100000	0.01	0	0.00	0.00	0	0.00	0	0.00	0.01				
18	SEEMA JAJODIA	100000	0.01	0	0.00	0.00	0	0.00	0	0.00	0.01				
19	NIRMALA GOVAL	100000	0.01	0	0.00	0.00	0	0.00	0	0.00	0.01				
20	NARMADA FINTRADE LIMITED	40500	0.00	0	0.00	0.00	0	0.00	0	0.00	0.00				
21	TARINI JINDAL	2225	0.00	0	0.00	0.00	0	0.00	0	0.00	0.00				
22	TANVI JINDAL	2225	0.00	0	0.00	0.00	0	0.00	0	0.00	0.00				
23	PARITHI JINDAL	2225	0.00	0	0.00	0.00	0	0.00	0	0.00	0.00				
24	SUN INVESTMENTS PRIVATE LIMITED	600	0.00	0	0.00	0.00	0	0.00	0	0.00	0.00				
25	JINDAL SOUTH WEST HOLDINGS LIMITED	445	0.00	0	0.00	0.00	0	0.00	0	0.00	0.00				
26	KATAN JINDAL	370	0.00	0	0.00	0.00	0	0.00	0	0.00	0.00				
27	KALWA SONS INVESTMENTS LIMITED	370	0.00	0	0.00	0.00	0	0.00	0	0.00	0.00				
28	PRITHVI BAL JINDAL	370	0.00	0	0.00	0.00	0	0.00	0	0.00	0.00				
	TOTAL :	1258270644	76.72	358112171	28.46	21.84	0	0.00	0	0.00	76.72				



(i)(c)(i) Sr.No.	Statement showing holding of securities (including shares, warrants, convertible securities) of persons belonging to the category "Public" and holding more than 1% of the total number of shares	Name of the shareholder	Number of shares held	Shares as a percentage of total number of shares (i.e., Grant total (A)+(B)+(C) indicated in Statement at para (i)(a) above)	Details of warrants			Details of convertible securities		Total shares (including underlying shares assuming full conversion of warrants and convertible securities) as a % of diluted share capital)
					Number of warrants held	As a % total number of warrants of the same class	Number of convertible securities held	% w.r.t total number of convertible securities of the same class		
1		LIFE INSURANCE CORPORATION OF INDIA	80475310	4.91	0	0.00	0	0.00	4.91	
2		STEEL TRADERS LIMITED	59372000	3.62	0	0.00	0	0.00	3.62	
3		INDUS CAPITAL GROUP LIMITED	48826047	2.98	0	0.00	0	0.00	2.98	
4		ETON PARK INTERNATIONAL LLP A/C EP GLOBAL MARKETS LIMITED	17478240	1.07	0	0.00	0	0.00	1.07	
		TOTAL :	206151597	12.57	0	0.00	0	0.00	12.57	




(1)(c)(ii) Sr.No.	Statement showing holding of securities (including shares, warrants, convertible securities) of persons (together with PAC) belonging to the category "Public" and holding more than 5% of the total number of shares of the company	Name(s) of the shareholder(s) and the Persons Acting in Concert (PAC) with them	Number of shares held	Shares as a percentage of total number of shares (i.e., Grant total (A)-(B)-(C) indicated in Statement at para (1)(a) above)	Details of warrants		Details of convertible securities		Total shares (including underlying shares assuming full conversion of warrants and convertible securities) as a % of diluted share capital)
					Number of warrants held	As a % total number of warrants of the same class	Number of convertible securities held	% w.r.t total number of convertible securities of the same class	
		NULL							
		TOTAL :	0	0.00	0	0.00	0	0.00	0.00



(i)(d)	STATEMENT SHOWING DETAILS OF LOCKED-IN SHARES"			
SLNO	NAME OF THE SHAREHOLDER	CAT. CODE	NO OF SHARES	PERCENTAGE
1	JSW INVESTMENTS PRIVATE LIMITED	LTD	328509886	20.03
TOTAL :			328509886	20.03



STATEMENT SHOWING DETAILS OF DEPOSITORY RECEIPTS (DRS)				
(ii)(a)				
Sr.No.	Type of outstanding DR (ADRs,GDRs,SDRs,etc.)	Number of outstanding DRS	Number of shares underlying outstanding DRs	Shares underlying outstanding DRS as a percentage of total number of shares {i.e., Grand Total (A)+(B)+(C) indicated in Statement at Para(i)(a) above}
	NIL			
	TOTAL :	0	0	0



(ii)(b)	Statement showing Holding of Depository Receipts (DRs), where underlying shares held by "Promoter/Promoter group" are in excess of 1% of the total number shares.			
Sr.No.	Name of the DR Holder	Type of outstanding DR (ADRs, GDRs, SDRs, etc.)	Number of shares underlying outstanding DRs	Shares underlying outstanding DRs as a percentage of total number of shares {i.e., Grand Total (A)+(B)+(C) indicated in Statement at para(i)(a) above}
	NIL			
	TOTAL :		0	0

