

JSW SALAV PORT PRIVATE LIMITED

Balance Sheet as at 31st March, 2018

CIN: U74999MH2015PTC263447

Amounts in INR

Particulars	Note no.	As at 31st March, 2018	As at 31st March, 2017
ASSETS			
Non-Current Assets			
Capital Work-in-Progress	2	68,80,500	68,80,500
Total Non-Current Assets		68,80,500	68,80,500
Current Assets			
Financial Assets			
Cash and cash equivalents	3	94,616	1,00,000
Other Current Assets	4	-	1,23,270
Total Current Assets		94,616	2,23,270
TOTAL ASSETS		69,75,116	71,03,770
EQUITY AND LIABILITIES			
Equity			
Equity Share Capital	5	1,00,000	1,00,000
Other Equity	6	(1,94,662)	(44,795)
Total Equity		(94,662)	55,205
Liabilities			
Current Liabilities			
Financial Liabilities			
Other financial liabilities	7	70,69,778	70,48,565
Total Current Liabilities		70,69,778	70,48,565
TOTAL EQUITY AND LIABILITIES		69,75,116	71,03,770
Significant accounting policies & key accounting estimates and judgements	1		

The accompanying notes form an integral part of financial statements.

As per our attached report of even date

For Shah Gupta & Co.

Chartered Accountants

Firm's Registration No: 109574W

naresh

NARESH BHUTA


Partner

Membership No. 135823

Dated : 2nd May 2018

Place : Mumbai

For and on behalf of the Board of Directors



Rashmi Ranjan Patra

RASHMI RANJAN PATRA

Director

DIN: 03014938

Praveen

PRAVEEN CHAND JHANJI

Director

DIN: 06952215

As.

JSW SALAV PORT PRIVATE LIMITED
Statement of Profit and Loss for the year ended 31st March, 2018

Amounts in INR

Particulars	Note no.	For the year ended 31st March, 2018	For the year ended 31st March, 2017
INCOME		-	-
Total Income (1)		-	-
EXPENSES			
Other Expenses	8	1,49,867	22,385
Total Expenses (2)		1,49,867	22,385
Loss Before Tax (1-2)		(1,49,867)	(22,385)
Tax Expense		-	-
Loss for the Year (3)		(1,49,867)	(22,385)
Other Comprehensive Loss for the year (4)		-	-
Total Comprehensive Loss for the year (3+4)		(1,49,867)	(22,385)
Earnings per equity share (Face value of equity share of Rs. 10 each)			
Basic (Rs.)	16	(14.99)	(2.24)
Diluted (Rs.)	16	(14.99)	(2.24)
Significant accounting policies & key accounting estimates and judgements	1		

The accompanying notes form an integral part of financial statements.


As per our attached report of even date

For Shah Gupta & Co.
Chartered Accountants
Firm's Registration No: 109574W

naresh

NARESH BHUTA
Partner
Membership No. 135823

Dated : 2nd May 2018
Place : Mumbai



For and on behalf of the Board of Directors

Rashmi Ranjan Patra
RASHMI RANJAN PATRA
Director
DIN: 03014938

Praveen

PRAVEEN CHAND JHANJI
Director
DIN: 06952215

Pr.

JSW SALAV PORT PRIVATE LIMITED
Statement of Cash Flows for the year ended 31st March, 2018

Amounts in INR


Particulars	For the year ended 31st March, 2018	For the year ended 31st March, 2017
[A] Cash Flows from Operating Activities		
Loss before tax	(1,49,867)	(22,385)
Operating loss before working capital changes	(1,49,867)	(22,385)
(Increase)/ Decrease in trade and other receivables	1,23,270	-
Increase/ (Decrease) in trade and other payables	21,213	22,385
	1,44,483	22,385
Cash from operating activities	(5,384)	-
Direct taxes paid (net of refunds)	-	-
Net cash used from operating activities [A]	(5,384)	-
[B] Cash Flows from Investing Activities		
Purchase of Capital work in progress	-	-
Net cash used in investing activities [B]	-	-
[C] Cash Flows from Financing Activities		
Proceeds from Issue of equity Shares	-	-
Net cash generated from financing activities [C]	-	-
Net Increase in Cash and Bank Balances [A+B+C]	(5,384)	-
Cash and cash equivalents at beginning of the year	1,00,000	1,00,000
Cash and cash equivalents at end of the year	94,616	1,00,000

As per our attached report of even date

For Shah Gupta & Co.
Chartered Accountants
Firm's Registration No: 109574W

narush
NARESH BHUTA
Partner
Membership No. 135823

Dated : 2nd May 2018
Place : Mumbai



For and on behalf of the Board of Directors

Rashmi Ranjan Patra
RASHMI RANJAN PATRA
Director
DIN: 03014938

Praveen Chand Jhanji
PRAVEEN CHAND JHANJI
Director
DIN: 06952215

A.

JSW SALAV PORT PRIVATE LIMITED
Statement of Changes in Equity for the year ended 31st March, 2018

A) EQUITY SHARE CAPITAL

Amounts in INR

Balance as at 1st April, 2017	Changes in equity share capital during the year	Balance as at 31st March, 2018
1,00,000	-	1,00,000

Amounts in INR

Balance as at 1st April, 2016	Changes in equity share capital during the year	Balance as at 31st March, 2017
1,00,000	-	1,00,000

B) OTHER EQUITY

Amounts in INR

Particulars	Retained Earnings	Total equity attributable to equity holders of the Company
Balance as at 1st April, 2017	(44,795)	(44,795)
Loss for the year	(1,49,867)	(1,49,867)
Balance as at 31st March, 2018	(1,94,662)	(1,94,662)

Amounts in INR


Particulars	Retained Earnings	Total equity attributable to equity holders of the Company
Balance as at 1st April, 2016	(22,410)	(22,410)
Loss for the year	(22,385)	(22,385)
Balance as at 31st March, 2017	(44,795)	(44,795)

As per our attached report of even date

For Shah Gupta & Co.
Chartered Accountants
Firm's Registration No: 109574W

navish
NARESH BHUTA
Partner
Membership No. 135823

Dated : 2nd May 2018
Place : Mumbai



For and on behalf of the Board of Directors

Rashmi Ranjan Patra
RASHMI RANJAN PATRA
Director
DIN: 03014938

Praveen
PRAVEEN CHAND JHANJI
Director
DIN: 06952215

Pr.

JSW SALAV PORT PRIVATE LIMITED

Notes to the Financial Statements for the year ended 31st March, 2018

COMPANY OVERVIEW

JSW Salav Port Private Limited is a private limited company, domiciled in India and incorporated in under the provision of Companies Act applicable in India.

The Company is engaged in developing and operating mechanized modern ports to support JSW Group. Apart from this, the Company is also planning to undertake various logistic related activities like Shipping, Roads, Railways, Marine Infrastructures, etc.

1. SIGNIFICANT ACCOUNTING POLICIES AND KEY ACCOUNTING ESTIMATES AND JUDGEMENTS

1.1 Basis of preparation of financial statements

The financial statements of the Company have been prepared in accordance with Indian Accounting Standards (Ind AS) under the provisions of the Companies Act, 2013 ('Act') (to the extent notified). The Ind AS are prescribed under Section 133 of the Act read with Rule 3 of the Companies (Indian Accounting Standards) Rules, 2015 and Companies (Indian Accounting Standards) Amendment Rules, 2016.

These financial statements have been prepared and presented under the historical cost convention, on the accrual basis of accounting except for certain financial assets and financial liabilities that are measured at fair values at the end of each reporting period, as stated in the accounting policies set out below. The accounting policies have been applied consistently over all the periods presented in these financial statements.

Accounting policies have been consistently applied except where a newly issued accounting standard is initially adopted or a revision to an existing accounting standard requires a change in the accounting policy hitherto in use.

1.2 Significant Accounting Policies

1. Property, Plant and Equipment


Property, plant and equipment are measured at acquisition cost less accumulated depreciation and accumulated impairment losses. Costs directly attributable to acquisition are capitalized until the property, plant and equipment are ready for use, as intended by Management. The Company depreciates property, plant and equipment over their estimated useful lives using the straight-line method as prescribed under Part C of schedule II of the Companies Act, 2013 except for the assets mentioned below for which useful life estimated by the management. The Identified components of fixed assets are depreciated over their useful lives and the remaining components are depreciated over the life of the principal assets.

Depreciation methods, useful lives and residual values are reviewed periodically, including at each financial year end.

Freehold land is not depreciated and Leasehold land is amortized over the period of lease.

The cost of an item of property, plant and equipment comprises of its purchase price including import duties and other non-refundable purchase taxes or levies, directly attributable cost of bringing the asset to its working condition for its intended use and the initial estimate of decommissioning, restoration and similar liabilities, if any. Any trade discounts and rebates are deducted in arriving at the purchase price.

Advances paid towards the acquisition of property, plant and equipment outstanding at each Balance Sheet date is classified as capital advances under other non-current assets and the cost of assets not put to use



JSW SALAV PORT PRIVATE LIMITED

Notes to the Financial Statements for the year ended 31st March, 2018

before such date are disclosed under 'Capital work-in-progress'. Subsequent expenditures relating to property, plant and equipment is capitalized only when it is probable that future economic benefits associated with these will flow to the Company and the cost of the item can be measured reliably. Repairs and maintenance costs are recognized in net profit in the Statement of Profit and Loss when incurred. The cost and related accumulated depreciation are eliminated from the financial statements upon sale or retirement of the asset and the resultant gains or losses are recognized in the Statement of Profit and Loss. Assets to be disposed off are reported at the lower of the carrying value or the fair value less cost to sell.

The carrying amount of an item of property, plant and equipment is derecognized on disposal or when no future economic benefits are expected from its use or disposal. The gain or loss arising from the derecognition of an item of property, plant and equipment is measured as the difference between the net disposal proceeds and the carrying amount of the item and is recognized in the Statement of Profit and Loss when the item is derecognized.

2. Intangible Assets

Intangible assets are stated at cost less accumulated amortization and impairment. Intangible assets are amortized over their respective individual estimated useful lives on a straight-line basis, from the date that they are available for use. The estimated useful lives of an identifiable intangible asset is based on a number of factors including the effects of obsolescence, demand, competition, and other economic factors (such as the stability of the industry, and known technological advances), and the level of maintenance expenditures required to obtain the expected future cash flows from the asset. Amortization methods and useful lives are reviewed periodically including at each financial year end.

3. Cash and Cash Equivalents

Cash and short-term deposits in the Balance Sheet comprise cash at banks, cheque on hand, short-term deposits with a maturity of three months or less from the date of acquisition, which are subject to an insignificant risk of changes in value.

4. Statement of Cash Flow

Cash flows are reported using the indirect method, whereby profit for the period is adjusted for the effects of transactions of a non-cash nature, any deferrals or accruals of past or future operating cash receipts or payments and item of income or expenses associated with investing or financing cash flows. The cash flows from operating, investing and financing activities of the Company are segregated.


5. Leases

Assets given/taken on lease in which a significant portion of the risks and rewards of ownership are not transferred to the lessee are classified as operating leases. Lease payment/Income made under operating leases are charged to the Statement of Profit and Loss on a straight-line basis over the period of the lease unless the Payments/Receipts are structured to increase in line with expected general inflation to compensate for the Company's expected inflationary cost increases.

Company as lessee

A lease is classified at the inception date as a finance lease or an operating lease. A lease that transfers substantially all the risk and rewards incidental to ownership to the Company is classified as a finance lease.

Finance leases are capitalized at the commencement of the lease at the inception date fair value of the leased property or, if lower, at the present value of the minimum lease payments. Lease payments are apportioned between finance charges and reduction of the lease liability so as to achieve a constant rate of interest on the remaining balance of the liability. Finance charges are recognized in finance cost in the



JSW SALAV PORT PRIVATE LIMITED

Notes to the Financial Statements for the year ended 31st March, 2018

statement of profit and loss, unless they are directly attributable to qualifying assets, in which case they are capitalized in accordance with the Company's general policy on the borrowing costs. Contingent rentals are recognized as expenses in the period in which they are incurred.

A leased asset is depreciated over the useful life of the asset. However, if there is no reasonable certainty that the Company will obtain ownership by the end of the lease term, the assets is depreciated over the shorter of the estimated useful life of the asset and the lease term.

Operating lease payments are recognized as an expense in the statement of profit and loss on a straight line basis over the lease term.

Company as a lessor

Leases in which the Company does not transfer substantially all the risk and rewards of ownership of an asset are classified as operating leases. Rental income from operating lease is recognized on a straight line basis over the term of the relevant lease. Initial direct costs incurred in negotiating and arranging an operating lease are added to the carrying amount of the leased assets and recognized over the lease term on the same basis as rental income. Contingent rents are recognized as revenue in the period in which they are earned.

Lease are classified as finance leases when substantially all of the risks and rewards of ownership transfer from the Company to the lessee. Amounts due from lessees under finance leases are recorded as receivables at the Company's net investment in the leases. Finance lease income is allocated to accounting periods so as to reflect a constant periodic rate of return on the net investment outstanding in respect of the lease.

6. Fair Value Measurement

The Company measures financial instruments at fair value in accordance with accounting policies at each reporting date. Fair value is the price that would be received to sell an asset or paid to transfer a liability in an orderly transaction between market participants at the measurement date. The fair value measurement is based on the presumption that the transaction to sell the asset or transfer the liability takes place either:

- In the principal market for the asset or liability, or
- In the absence of a principal market, in the most advantageous market for the asset or liability.


The principal or the most advantageous market must be accessible by the Company.

The fair value of asset or a liability is measured using the assumptions that market participants would use in pricing the asset or liability, assuming that market participant at in their economic best interest.

A fair value measurement of a non-financing asset takes into account a market participant's ability to generate economic benefit by using the asset in its highest and best use or by selling it to another market participant that would use the asset in its highest and best use.

The Company uses valuation techniques that are appropriate in the circumstances and for which sufficient data are available to measure fair value, maximizing the use of relevant observable inputs and minimizing the use of unobservable inputs.

All assets and liabilities for which fair value is measured or disclosed in the financial statements are categorized within the fair value hierarchy, described as follows, based on the lowest level input that is significant to the fair value measurement as a whole:



JSW SALAV PORT PRIVATE LIMITED

Notes to the Financial Statements for the year ended 31st March, 2018

- Level 1 — Quoted (unadjusted) market prices in active markets for identical assets or liabilities
- Level 2 — Valuation techniques for which the lowest level input that is significant to the fair value measurement is directly or indirectly observable
- Level 3 — Valuation techniques for which the lowest level input that is significant to the fair value measurement is unobservable

For assets and liabilities that are recognized in the Balance Sheet on a recurring basis, the Company determines whether transfers have occurred between levels in the hierarchy by re-assessing categorization (based on the lowest level input that is significant to the fair value measurement as a whole) at the end of each reporting period.

7. Financial instruments

Financial instrument is any contract that gives rise to a financial asset of one entity and a financial liability or equity instrument of another entity.

a) Investments and other financial assets:

Classification

The Company classifies its financial assets in the following measurement categories:

- i) those to be measured subsequently at fair value (either through other comprehensive income, or through profit or loss), and
- ii) those measured at amortized cost.

The classification depends on the Company's business model for managing the financial assets and the contractual terms of the cash flows.

For assets measured at fair value, gains and losses will either be recorded in profit or loss or other comprehensive income. For investments in debt instruments, this will depend on the business model in which the investment is held. For investments in equity instruments, this will depend on whether the Company has made an irrevocable election at the time of initial recognition to account for the equity investment at fair value through other comprehensive income.

Initial recognition and measurement

Financial assets are recognized when the Company becomes a party to the contractual provisions of the instrument. Financial assets are recognized initially at fair value plus, in the case of financial assets not recorded at fair value through profit or loss, transaction costs that are attributable to the acquisition of the financial asset. Transaction costs of financial assets carried at fair value through profit or loss are expensed in the Statement of Profit and Loss.


Sub-sequent measurement

After initial recognition, financial assets are measured at:

- i) fair value (either through other comprehensive income or through profit or loss) or,
- ii) amortized cost

Debt instruments

Subsequent measurement of debt instruments depends on the business model of the Company for managing the asset and the cash flow characteristics of the asset. There are three measurement categories into which the Company classifies its debt instruments:



JSW SALAV PORT PRIVATE LIMITED

Notes to the Financial Statements for the year ended 31st March, 2018

Measured at amortized cost: Financial assets that are held within a business model whose objective is to hold financial assets in order to collect contractual cash flows that are solely payments of principal and interest, are subsequently measured at amortized cost using the effective interest rate ('EIR') method less impairment, if any, the amortization of EIR and loss arising from impairment, if any is recognized in the Statement of Profit and Loss.

Measured at fair value through other comprehensive income (FVTOCI): Financial assets that are held within a business model whose objective is achieved by both, selling financial assets and collecting contractual cash flows that are solely payments of principal and interest, are subsequently measured at fair value through other comprehensive income. Fair value movements are recognized in the other comprehensive income (OCI). Interest income measured using the EIR method and impairment losses, if any are recognized in the Statement of Profit and Loss.

Gains or losses on De-recognition

In case of investment in equity instrument classified as the FVTOCI, the gains or losses in de recognition are reclassified to retained earnings.

In the case of investment in debt instrument classified as the FVTOCI, the gains or losses in de recognition are reclassified to Statement of Profit and Loss.

Measured at fair value through profit or loss (FVTPL): A financial asset not classified as either amortized cost or FVTOCI, is classified as FVTPL. Such financial assets are measured at fair value with all changes in fair value, including interest income and dividend income if any, recognized as 'other income' in the Statement of Profit and Loss.

Equity Instruments

The Company subsequently measures all investments in equity instruments at fair value. The Management of the Company has elected to present fair value gains and losses on its investment equity instruments in other comprehensive income, and there is no subsequent reclassification of these fair value gains and losses to the Statement of Profit and Loss. Dividends from such investments continue to be recognized in the Statement of Profit and Loss as other income when the Company's right to receive payments is established.

Changes in the fair value of financial assets at fair value through profit or loss are recognized in the Statement of Profit and Loss. Impairment losses (and reversal of impairment losses) on equity investments measured at FVTOCI are not reported separately from other changes in fair value.

Impairment of financial assets:


The Company assesses on a forward looking basis the expected credit losses associated with its financial assets carried at amortized cost and FVTOCI debt instruments. The impairment methodology applied depends on whether there has been a significant increase in credit risk.

For trade receivable only, the Company applies the simplified approach permitted by Ind AS - 109 Financial Instruments, which requires expected lifetime losses to be recognized from initial recognition of such receivables.

De-recognition:

A financial asset is de-recognized only when

- i) The Company has transferred the rights to receive cash flows from the financial asset or



JSW SALAV PORT PRIVATE LIMITED

Notes to the Financial Statements for the year ended 31st March, 2018

- ii) Retains the contractual rights to receive the cash flows of the financial asset, but assumes a contractual obligation to pay the cash flows to one or more recipients.

Where the entity has transferred an asset, the Company evaluates whether it has transferred substantially all risks and rewards of ownership of the financial asset. In such cases, the financial asset is de-recognized.

Where the entity has not transferred substantially all risks and rewards of ownership of the financial asset, the financial asset is not de-recognized.

Where the entity has neither transferred a financial asset nor retains substantially all risks and rewards of ownership of the financial asset, the financial asset is derecognized if the Company has not retained control of the financial asset. Where the Company retains control of the financial asset, the asset is continued to be recognized to the extent of continuing involvement in the financial asset.

Income recognition:

Interest Income

Interest income from debt instruments is recognized using the effective interest rate method. The effective interest rate is the rate that exactly discounts estimated future cash receipts through the expected life of the financial asset to the gross carrying amount of a financial asset. When calculating the effective interest rate, the Company estimates the expected cash flows by considering all the contractual terms of the financial instrument (for example, prepayment, extension, call and similar options) but does not consider the expected credit losses.

Dividends

Dividends are recognized in the Statement of Profit and Loss only when the right to receive payment is established, it is probable that the economic benefits associated with the dividend will flow to the Company, and the amount of the dividend can be measured reliably.

b) Financial liabilities

Financial liabilities:

Classification as debt or equity Financial liabilities and equity instruments issued by the Company are classified according to the substance of the contractual arrangements entered into and the definitions of a financial liability and an equity instrument.

Initial recognition and measurement Financial liabilities are recognized when the Company becomes a party to the contractual provisions of the instrument. Financial liabilities are initially measured at fair value.


Subsequent measurement Financial liabilities are subsequently measured at amortized cost using the effective interest rate method. Financial liabilities carried at fair value through profit or loss are measured at fair value with all changes in fair value recognized in the Statement of Profit and Loss.

De-recognition:

A financial liability is derecognized when the obligation specified in the contract is discharged, cancelled or expires.

Offsetting financial instruments

Financial assets and liabilities are offset and the net amount is reported in the Balance Sheet where there is a legally enforceable right to offset the recognized amounts and there is an intention to settle on a net basis



JSW SALAV PORT PRIVATE LIMITED

Notes to the Financial Statements for the year ended 31st March, 2018

or realize the asset and settle the liability simultaneously. The legally enforceable right must not be contingent on future events and must be enforceable in the normal course of business and in the event of default, insolvency or bankruptcy of the Company or the counterparty

8. Provisions, Contingent liabilities, Contingent assets and Commitments

A provision is recognized when the Company has a present obligation as a result of past events and it is probable that an outflow of resources will be required to settle the obligation in respect of which a reliable estimate can be made.

When the Company expects some or all of a provision to be reimbursed, for example, under an insurance contract, the reimbursement is recognized as a separate asset, but only when the reimbursement is virtually certain. The expense relating to a provision is presented in the statement of profit and loss net of any reimbursement.

Provisions (excluding retirement benefits) are not discounted to their present value and are determined based on the best estimate required to settle the obligation at the Balance Sheet date. These are reviewed at each Balance Sheet date and adjusted to reflect the current best estimates.

If the effect of the time value of money is material, provisions are discounted using a current pre-tax rate that reflects, when appropriate, the risks specific to the liability. When discounting is used, the increase in the provision due to the passage of time is recognized as a finance cost.

Contingent liability is disclosed in the case of:

- a present obligation arising from past events, when it is not probable that an outflow of resources will be required to settle the obligation;
- a present obligation arising from past events, when no reliable estimate is possible
- a possible obligation arising from past events, when the probability of outflow of resources is remote.

Commitments include the amount of purchase order (net of advances) issued to parties for completion of assets.


Provisions, contingent liabilities, contingent assets and commitments are reviewed at each Balance Sheet date.

9. Earnings per Equity Share

Basic earnings per equity share are computed by dividing the net profit attributable to the equity holders of the Company by the weighted average number of equity shares outstanding during the period. Diluted earnings per equity share is computed by dividing the net profit attributable to the equity holders of the Company by the weighted average number of equity shares considered for deriving basic earnings per equity share and also the weighted average number of equity shares that could have been issued upon conversion of all dilutive potential equity shares. The dilutive potential equity shares are adjusted for the proceeds receivable had the equity shares been actually issued at fair value (i.e. the average market value of the outstanding equity shares). Dilutive potential equity shares are deemed converted as of the beginning of the period, unless issued at a later date. Dilutive potential equity shares are determined independently for each period presented.

10. Taxes

Tax expense comprises current and deferred income tax. Current income tax assets and liabilities are measured at the amount expected to be recovered from or paid to the taxation authorities.



JSW SALAV PORT PRIVATE LIMITED

Notes to the Financial Statements for the year ended 31st March, 2018

tax [including Minimum Alternate Tax (MAT)] is measured at the amount expected to be paid to the tax authorities in accordance with the Income Tax Act, 1961 enacted in India. The tax rates and tax laws used to compute the amount are those that are enacted or substantially enacted at the reporting date.

Current income tax relating to items recognized outside the statement of profit and loss is recognized outside the statement of profit and loss (either in other comprehensive income or in equity). Current tax items are recognized in correlation to the underlying transaction either in OCI or directly in equity. Management periodically evaluates positions taken in the tax returns with respect to situations in which applicable tax regulations are subject to interpretation and established provisions where appropriate.

Deferred income tax assets and liabilities are recognized for all temporary differences arising between the tax bases of assets and liabilities and their carrying amounts in the financial statements. Deferred tax assets are reviewed at each reporting date and are reduced to the extent that it is no longer probable that the related tax benefit will be realized.

Deferred income tax assets and liabilities are measured using tax rates and tax laws that have been enacted or substantively enacted by the Balance Sheet date and are expected to apply to taxable income in the years in which those temporary differences are expected to be recovered or settled. The effect of changes in tax rates on deferred income tax assets and liabilities is recognized as income or expense in the period that includes the enactment or the substantive enactment date.

A deferred income tax asset is recognized to the extent that it is probable that future taxable profit will be available against which the deductible temporary differences and tax losses can be utilized. Deferred tax relating to items recognized outside the statement of profit and loss are recognized in correlation to the underlying transaction either in other comprehensive income or directly in equity.

Deferred income taxes are not provided on the undistributed earnings of Company where it is expected that the earnings of the Company will not be distributed in the foreseeable future. The Company offsets current tax assets and current tax liabilities, where it has a legally enforceable right to set off the recognized amounts and where it intends either to settle on a net basis, or to realize the asset and settle the liability simultaneously. Tax benefits of deductions earned on exercise of employee share options in excess of compensation charged to income are credited to share premium.

11. Foreign Currency Translation


The financial statements are presented in Indian rupee (INR), which is Company's functional and presentation currency. Transactions in foreign currencies are recognized at the prevailing exchange rates on the transaction dates. Realized gains and losses on settlement of foreign currency transactions are recognized in the Statement of Profit and Loss.

Monetary foreign currency assets and liabilities at the year-end are translated at the year-end exchange rates and the resultant exchange differences are recognized in the Statement of Profit and Loss.

Non-monetary items that are measured at fair value in a foreign currency are translated using the exchange rates at the date when the fair value was determined. Translation differences on assets and liabilities carried at fair value are reported as part of the fair value gain or loss. Foreign currency borrowing is a long-term foreign currency monetary item which is re-measured at each period end date at the exchange rate.

12. Current and Non-Current Classification

All assets and liabilities have been classified as current or non-current as per the Company's normal operating cycle (twelve months) and other criteria set out in the Schedule III to the Act.



Notes to the Financial Statements for the year ended 31st March, 2018

13. Employee Benefits

Short term employee benefits

All employee benefits payable wholly within twelve months of rendering the service are classified as short term employee benefits and they are recognized in the period in which the employee renders the related service. The Company recognizes the undiscounted amount of short term employee benefits expected to be paid in exchange for services rendered as a liability (accrued expense) after deducting any amount already paid.

Post-Employment Benefits

Payments to defined contribution schemes are recognized as an expense when employees have rendered the service entitling them to the contribution. The cost of providing benefits under the defined benefit scheme is determined using the projected unit credit method with actuarial valuations being carried out at each Balance Sheet date, which recognizes each period of service as giving rise to additional unit of employee benefit entitlement and measure each unit separately to build up the final obligation. The parent Company and its Indian subsidiaries operate defined contribution plans pertaining to Employee State Insurance Scheme for all applicable employees.

Gratuity

The Company provides for gratuity, a defined benefit retirement plan ('the Gratuity Plan') covering eligible employees. The Gratuity Plan provides a lump-sum payment to vested employees at retirement, death, incapacitation or termination of employment, of an amount based on the respective employee's salary and the tenure of employment with the Company.

Liabilities with regard to the Gratuity Plan are determined by actuarial valuation, performed by an independent actuary, at each Balance Sheet date using the projected unit credit method.

The Company recognizes the net obligation of a defined benefit plan in its Balance Sheet as an asset or liability. Gains and losses through re-measurements of the net defined benefit liability/(asset) are recognized in other comprehensive income. The actual return of the portfolio of plan assets, in excess of the yields computed by applying the discount rate used to measure the defined benefit obligation is recognized in other comprehensive income. The effect of any plan amendments is recognized in net profit in the Statement of Profit and Loss.

Provident fund


Eligible employees of Company receive benefits from a provident fund, which is a defined benefit plan. Both the eligible employee and the Company make monthly contributions to the provident fund plan equal to a specified percentage of the covered employee's salary.

Compensated absences

The Company has a policy on compensated absences which are both accumulating and non-accumulating in nature. The expected cost of accumulating compensated absences is determined by actuarial valuation performed by an independent actuary at each Balance Sheet date using projected unit credit method on the additional amount expected to be paid/availed as a result of the unused entitlement that has accumulated at the Balance Sheet date. Expense on non-accumulating compensated absences is recognized in the period in which the absences occur.

Stock based compensation

The compensation cost of the stock options granted to employees is calculated using the Fair Value of the



JSW SALAV PORT PRIVATE LIMITED

Notes to the Financial Statements for the year ended 31st March, 2018

stock options. The compensation expense is amortized uniformly over the vesting period of the options.

14. Revenue Recognition

Revenue is recognized to the extent that it is probable that the economic benefits will flow to the Company and the revenue can be reliably measured, regardless of the when the payment is being made. Revenue is measured at the fair value of the consideration received or receivable, taking into account contractually defined terms of payment and excluding taxes or duties collected on behalf of the government.

Revenue from port operations services/ multi-model service including cargo handling and storage are recognized on proportionate completion method basis based on services completed till reporting date. Revenue on take-or-pay charges are recognized for the quantity that is difference between annual agreed tonnage and actual quantity of cargo handled.

Income from fixed price contract – Revenue from infrastructure development project/ services under fixed price contract. Where there is no uncertainty as to measurement or collectability of consideration is recognized based on milestones reached under the contract.

15. Other Income

Other income is comprised primarily of interest income, mutual fund income, exchange gain/ loss. All debts instrument measured either at amortized cost or at fair value through other comprehensive income, interest income is recorded using the effective interest rate (EIR). EIR is the rate exactly discounts the estimated cash payments or receipt over the expected life of the financial instrument or a shorter period, where appropriate, to the gross carrying amount of the financial asset or to the amortized cost of financial liability. When calculating the EIR, the Company estimates the expected cash flow by considering all the contractual terms of the financial instrument but does not consider the expected credit losses. Mutual fund is recognized at fair value through Profit and Loss.

16. Inventory

Consumables, construction materials and stores and spares are valued at lower of cost and net realizable value. Obsolete, defective, unserviceable and slow/ non-moving stocks are duly provided for. Cost is determined by the weighted average cost method.

17. Borrowing Costs

Borrowing costs attributable to the acquisition or construction of qualifying assets. Borrowing costs are capitalized as part of the cost of such asset up to the date when the asset is ready for its intended use. All other borrowing costs are expensed as incurred. Borrowing costs consist of interest and other cost that an entity incurs in connection with the borrowing of funds. Borrowing cost includes exchange differences to the extent regarded as an adjustment to the borrowing costs.


18. Segment Reporting

The Company is primary engaged in the segment of "Port Services" and there are no reportable segments as per IND AS 108 – Operating Segments.

1.3 Recent Accounting Pronouncements

Standards issued but not yet effective

In March 2018, the Ministry of Corporate Affairs issued the Companies (Indian Accounting Standards) (Amendments) Rules, 2018, notifying Ind AS 115, 'Revenue from Contract with Customers, Appendix B to Ind AS 21, Foreign Currency Translations and Advance Consideration and amendments made by International Accounting Standards Board (IASB). These amendments are applicable to the company from 1st April, 2018.



JSW SALAV PORT PRIVATE LIMITED

Notes to the Financial Statements for the year ended 31st March, 2018

The Company will be adopting these amendments from their effective date.

a) *Ind AS 115, Revenue from Contract with Customers:*

Ind AS 115 supersedes Ind AS 11, *Construction Contracts* and Ind AS 18, *Revenue*. Ind AS 115 requires an entity to report information regarding nature, amount, timing and uncertainty of revenue and cash flow arising from a contract with customers. The principles of Ind AS 115 is that an entity should recognize revenue that demonstrate the transfer of promised goods and services to customers at an amount that reflects the consideration to which the entity expects to be entitled in exchange for those goods and services. The standard can be applied either retrospectively to each prior reporting period presented or can be applied retrospectively with the recognition of cumulative effect of contracts that are not completed contracts at the date of initial application of the standard.

As the Company has not commenced its business operations, therefore there is no impact of the application of the Standard.

b) *Appendix B to Ind AS 21, Foreign Currency Translations and Advance Consideration:*

The Appendix clarifies that the date of transaction for the purpose of determining the exchange rate to use on initial recognition of asset, expense or income (or part of it) is the date on which an entity initially recognizes the non-monetary asset or non-monetary liability arising from the payment or receipt of advance consideration towards such assets, expenses or income. If there are multiply payment or receipts in advance, then an entity must determine transaction date for each payment or receipt of advance consideration.

As the Company do not have any foreign currency transactions, therefore there is no impact of the application of the Appendix B to Ind AS 21.

1.4 Key accounting estimates and Judgments


The preparation of the Company's financial statements requires the management to make judgements, estimates and assumptions that affect the reported amounts of revenues, expenses, assets and liabilities, and the accompanying disclosures, and the disclosure of contingent liabilities. Uncertainty about these assumptions and estimates could result in outcomes that require a material adjustment to the carrying amount of assets or liabilities affected in future periods.

Critical accounting estimates and assumptions

The key assumptions concerning the future and other key sources of estimation uncertainty at the reporting date, that have a significant risk of causing a material adjustment to the carrying amounts of assets and liabilities within the next financial year, are described below:

Property, plant and equipment

The charge in respect of periodic depreciation is derived after determining an estimate of an asset's expected useful lives and the expected residual value at the end of its lives. The useful lives and residual values of Company's assets are determined by Management at the time the asset is acquired and reviewed periodically, including at each financial year end. The lives are based on historical experience with similar assets as well as anticipation of future events, which may impact their life, such as changes in technology.



JSW SALAV PORT PRIVATE LIMITED

Notes to the Financial Statements for the year ended 31st March, 2018

Taxes

The Company has tax jurisdiction at India, significant judgements are involved in determining the provision for income taxes.

Defined benefit plans

The cost of the defined benefit plan and other post-employment benefits and the present value of such obligation are determined using actuarial valuations. An actuarial valuation involves making various assumptions that may differ from actual developments in the future. These include the determination of the discount rate, future salary increases, mortality rates and attrition rate. Due to the complexities involved in the valuation and its long-term nature, a defined benefit obligation is highly sensitive to changes in these assumptions. All assumptions are reviewed at each reporting date.

Fair value measurement of financial instruments

When the fair values of financial assets and financial liabilities recorded in the Balance Sheet cannot be measured based on quoted prices in active markets, their fair value is measured using valuation techniques which involve various judgements and assumptions.

As per our attached report of even date

For and on behalf of the Board of Directors

For Shah Gupta & Co.


Chartered Accountants

Firm Registration No: 109574W

narush
NARESH BHUTA

Partner

M.No. 135823



Rashmi Ranjan Patra
**RASHMI RANJAN
PATRA**

Director

DIN : 03014938

Pravein

**PRAVEEN
KUMAR JHANJI**

Director

DIN : 03428213

Date: 3rd May, 2018

Place: Mumbai

JSW SALAV PORT PRIVATE LIMITED

Notes to the Financial Statements as at 31st March, 2018

NOTE 2:- CAPITAL WORK IN PROGRESS

Amounts in INR

Particulars	Capital work-in-progress
Cost	
As at 1st April, 2016	68,80,500
Additions	-
As at 31st March, 2017	68,80,500
Additions	-
As at 31st March, 2018	68,80,500
Net book value	
As at 1st April, 2016	68,80,500
As at 31st March, 2017	68,80,500
As at 31st March, 2018	68,80,500

NOTE 3:- CASH AND CASH EQUIVALENTS

Amounts in INR

Particulars	As at 31st March, 2018	As at 31st March, 2017
Balances with Bank		
In current accounts with Axis Bank - A/c no. 915020021083281	94,616	1,00,000
	94,616	1,00,000

NOTE 4:- OTHER CURRENT ASSETS

Amounts in INR

Particulars	As at 31st March, 2018	As at 31st March, 2017
Other receivables	-	1,23,270
	-	1,23,270

NOTE 5:- EQUITY SHARE CAPITAL

Amounts in INR

Particulars	As at 31st March, 2018	As at 31st March, 2017
Authorised		
10,000 Equity Shares of Rs. 10/- each	1,00,000	1,00,000
Issued, Subscribed and Paid-up		
10,000 Equity Shares of Rs. 10/- each, fully paid-up	1,00,000	1,00,000
	1,00,000	1,00,000

(a) Reconciliation of the number of the shares outstanding at the beginning and at the end of the year

Amounts in INR

Authorised share capital	As at 31st March, 2018		As at 31st March, 2017	
	No. of Shares	Amount	No. of Shares	Amount
Balance at the beginning of the year	10,000	1,00,000	10,000	1,00,000
Movement during the year	-	-	-	-
Balance at the end of the year	10,000	1,00,000	10,000	1,00,000

Issued, Subscribed and Paid share capital

Amounts in INR

Issued, Subscribed and Paid share capital	As at 31st March, 2018		As at 31st March, 2017	
	No. of Shares	Amount	No. of Shares	Amount
Balance at the beginning of the year	10,000	1,00,000	10,000	1,00,000
Movement during the year	-	-	-	-
Balance at the end of the year	10,000	1,00,000	10,000	1,00,000


(b) Terms / rights attached to equity shares

The Company has one class of share capital, i.e., equity shares having face value of Rs. 10/- per share. Each holder of equity share is entitled to one vote per share. In the event of liquidation, the equity shareholders are eligible to receive the remaining assets of the Company after distribution of all preferential amounts, in proportion to their shareholding.

(c) Shares held by holding company

Amounts in INR

Name of the Shareholders	As at 31st March, 2018		As at 31st March, 2017	
	No. of Shares	Amount	No. of Shares	Amount
JSW Infrastructure Limited	10,000	1,00,000	10,000	1,00,000
	10,000	1,00,000	10,000	1,00,000



JSW SALAV PORT PRIVATE LIMITED

Notes to the Financial Statements as at 31st March, 2018

(d) Details of shareholders holding more than 5 % shares in the Company

Amounts in INR

Name of the Shareholder	As at 31st March, 2018			As at 31st March, 2017		
	No. of Shares	Amount	% holding in the class	No. of Shares	Amount	% holding in the class
JSW Infrastructure Limited (including nominee shareholder)	10,000	1,00,000	100	10,000	1,00,000	100
	10,000	1,00,000	100	10,000	1,00,000	100

NOTE 6:- OTHER EQUITY

Amounts in INR

Particulars	Retained Earnings	Total equity attributable to equity holders of the Company
Balance as at 1st April, 2017	(44,795)	(44,795)
Loss for the year	(1,49,867)	(1,49,867)
Balance as at 31st March, 2018	(1,94,662)	(1,94,662)


Amounts in INR

Particulars	Retained Earnings	Total equity attributable to equity holders of the Company
Balance as at 1st April, 2016	(22,410)	(22,410)
Loss for the year	(22,385)	(22,385)
Balance as at 31st March, 2017	(44,795)	(44,795)

NOTE 7:- CURRENT FINANCIAL LIABILITIES - OTHERS

Amounts in INR

Particulars	As at 31st March, 2018	As at 31st March, 2017
Due to related parties (refer Note 10)	70,55,165	70,36,065
Due to others	14,613	12,500
	70,69,778	70,48,565



JSW SALAV PORT PRIVATE LIMITED

Notes to the Financial Statements for the year ended 31st March, 2018

NOTE 8:- OTHER EXPENSES

Amounts in INR

Particulars	For the year ended 31st March, 2018	For the year ended 31st March, 2017
Remuneration to Auditors (refer Note 16)	11,800	11,550
Bank charges	5,384	-
Filing Fees	700	3,810
Professional fees	5,000	-
Rates and Taxes	1,26,983	-
Miscellaneous expenses	-	7,025
	1,49,867	22,385

NOTE 9:- CONTINGENT LIABILITIES AND COMMITMENTS

A. Contingent Liabilities:

There is no contingent liability as at 31st March,2018.

B. Commitments:

The Company has no commitment for any contract remaining to be executed.

NOTE 10:- DISCLOSURES AS REQUIRED BY INDIAN ACCOUNTING STANDARD (Ind AS) 24 RELATED PARTY DISCLOSURES

List of Related Parties

Name	Nature of Relation
JSW Infrastructure Limited	Holding Company
Rashmi Ranjan Patra	Non-Executive Director
Praveen Chand Jhanji	Non-Executive Director

The following transactions were carried out with the related parties in the ordinary course of business

Amounts in INR

Nature of transaction/relationship	For the year ended 31st March, 2018	For the year ended 31st March, 2017
JSW Infrastructure Limited		
Reimbursement of expenses	19,100	21,335
	19,100	21,335

Amount due to related parties

Amounts in INR

Nature of transaction/relationship	As at 31st March, 2018	As at 31st March, 2017
Others payable		
JSW Infrastructure Limited	70,55,165	70,36,065
	70,55,165	70,36,065

The transactions with related parties are made on terms equivalent to those that prevail in arm's length transactions. This assessment is undertaken each financial year through examining the financial position of the related party and the market in which the related party operates. Outstanding balances at the year-end are unsecured and settlement occurs in cash.

NOTE 11:- PRE-OPERATIVE EXPENSES IN CAPITAL WORK IN PROGRESS


Amounts in INR

Particulars	As at 31st March, 2018	As at 31st March, 2017
Opening Balance	68,80,500	68,80,500
Survey & feasibility study expenses	-	-
Closing Pre-operative Expenses	68,80,500	68,80,500

NOTE 12:- FINANCIAL INSTRUMENTS - ACCOUNTING CLASSIFICATIONS AND FAIR VALUE MEASUREMENTS

Amounts in INR

Particulars	As at 31st March, 2018		As at 31st March, 2017	
	Carrying amount	Fair Value	Carrying amount	Fair Value
Financial assets at amortised cost				
Cash and bank balances	94,616	94,616	1,00,000	1,00,000
	94,616	94,616	1,00,000	1,00,000
Financial liabilities at amortised cost				
Other financial liabilities- current	70,69,778	70,69,778	70,48,565	70,48,565
	70,69,778	70,69,778	70,48,565	70,48,565



JSW SALAV PORT PRIVATE LIMITED

Notes to the Financial Statements for the year ended 31st March, 2018

NOTE 13:- FINANCIAL RISK MANAGEMENT OBJECTIVES AND POLICIES

Financial risk factors

The Company has incurred loss of Rs 1,49,867 for the year ended and as of the date accumulated losses of the company amounts to Rs. 1,94,662 resulting in erosion of net worth of the company. The management is optimistic of improving the cash flows by way of contribution from promoters' depending upon the requirement. These measures are expected to result in suitable cash flows in future.

Market risk

The Company has not started its operations hence no market risk is perceived.

Credit risk

The Company has not started its operations hence no credit risk is perceived.

Liquidity risk

The Company's principal source of working capital is contributed by promoters. The Company has outstanding borrowings from promoters. Since the working capital is financed by contribution from promoters' no liquidity risk is perceived.

The Company had a working capital of Rs.(69,75,162) [previous year Rs. (68,25,295)] which mainly includes dues payables to promoters.

The table below provides details regarding the contractual maturities of significant financial liabilities as of March 31, 2018

Amounts in INR

Particulars	Less than 1 year	1-2 years	Total
Financial liabilities (refer note 7)	70,69,778	-	70,69,778

NOTE 14:- DISCLOSURES AS REQUIRED BY INDIAN ACCOUNTING STANDARD (Ind AS) 33 EARNINGS PER SHARE

Particulars	For the year ended 31st March, 2018	For the year ended 31st March, 2017
Face value of equity share (Rs.)	10.00	10.00
Weighted average number of equity shares outstanding	10,000	10,000
Loss for the year (Rs.)	(1,49,867)	(22,385)
Earnings per share (basic and diluted) (Rs.)	(14.99)	(2.24)

NOTE 15:- SEGMENT REPORTING

Considering the nature of business and operations, there are no separate reportable segments in accordance with the requirements of Ind As - 108 Operating Segments.

NOTE 16:- PAYMENT TO AUDITORS

Amounts in INR

Particulars	For the year ended 31st March, 2018	For the year ended 31st March, 2017
Statutory Audit Fees	11,800	11,550

NOTE 17:- Going Concern

The Company has incurred loss of Rs. 1,49,867 for the year ended mainly on account of write off of service tax receivable balances and as of the date accumulated losses of the company amounts to Rs 1,94,662 resulting in erosion of entire net worth of the company. The management is optimistic of improving the operational cash flows after commencement of business and through equity infusion by way of contribution from promoter. Accordingly, the financial statements continue to be presented in on going concern basis.

NOTE 18:- REALISATION VALUE OF CURRENT ASSETS

In the opinion of Management, the Current Assets comprising of Advances and other receivables, have value on realisation in the ordinary course of business at least equal to the amount to which they are stated.

NOTE 19:- The additional information pursuant to Schedule III of the Companies Act, 2013 is either Nil, or not applicable.

NOTE 20:- The financial statements are approved for issue by the Audit Committee at its meeting held on 2nd May, 2018 and by the Board of Directors on 2nd May, 2018.


NOTE 21:- Previous year's figures have been reclassified/regrouped, wherever necessary, to confirm with the current year's classification.

The accompanying notes form an integral part of financial statements.

As per our attached report of even date

For Shah Gupta & Co.
Chartered Accountants
Firm's Registration No: 109574W

navish
NARESH BHUTA
Partner
Membership No. 135823



For and on behalf of the Board of Directors

Rashmi Ranjan Patra
RASHMI RANJAN PATRA
Director
DIN: 03014938

P. Chandra
PRAVEEN CHAND JHANJI
Director
DIN: 06952215

Dated : 2nd May 2018
Place : Mumbai

R.