

Shah Gupta & Co.

Chartered Accountants

INDEPENDENT AUDITORS' REPORT

To the Members of Ennore Coal Terminal Private Limited Report on the Audit of the Standalone Financial Statements

Opinion

We have audited the accompanying Standalone financial statements of **Ennore Coal Terminal Private Limited ("the Company")**, which comprise the balance sheet as at March 31, 2022, and the statement of Profit and Loss including the statement of other comprehensive income, the cash flows statement and the statement of changes in equity for the year then ended, and notes to the standalone financial statements, including a summary of significant accounting policies and other explanatory information (hereinafter referred to as "the standalone financial statements").

In our opinion and to the best of our information and according to the explanations given to us, the aforesaid standalone financial statements give the information required by the Companies Act, 2013 ("the Act"), as amended from time to time, in the manner so required and give a true and fair view in conformity with the accounting principles generally accepted in India, of the state of affairs of the Company as at March 31, 2022, its profit including other comprehensive income, its cash flows and the changes in equity for the year ended on that date.

Basis for Opinion

We conducted our audit of the standalone financial statements in accordance with the Standards on Auditing (SAs) specified under sub-section (10) of Section 143 of the Act. Our responsibilities under those Standards are further described in the 'Auditor's Responsibilities for the Audit of the Standalone Financial Statements' section of our report. We are independent of the Company in accordance with the 'Code of Ethics' issued by the Institute of Chartered Accountants of India together with the ethical requirements that are relevant to our audit of the standalone financial statements under the provisions of the Act and the Rules thereunder, and we have fulfilled our other ethical responsibilities in accordance with these requirements and the Code of Ethics. We believe that the audit evidence we have obtained is sufficient and appropriate to provide a basis for our audit opinion on the standalone financial statements.

Information Other than the Standalone Financial Statements and Auditor's Report Thereon

The Company's Board of Directors is responsible for the other information. The other information comprises the information included in the Annual Report but does not include the standalone financial statements and our auditor's report thereon. The Annual Report is expected to be made available to us after the date of this auditor's report.

Our opinion on the standalone financial statements does not cover the other information and we do not express any form of assurance conclusion thereon.

In connection with our audit of the standalone financial statements, our responsibility is to read the other information and, in doing so, consider whether the other information is materially inconsistent with the standalone financial statements, or our knowledge obtained during the course of our audit or otherwise appears to be materially misstated. If, based on the work we have performed, we conclude that there is a material misstatement of this other information, we are required to report that fact. We have nothing to report in this regard.

Responsibilities of the Management for the Standalone Financial Statements

The Company's Board of Directors is responsible for the matters stated in sub-section (5) of Section 134 of the Act with respect to the preparation of these standalone financial statements that give a true and fair view of the financial position, financial performance including other comprehensive income, cash flows and changes in equity of the Company in accordance with the accounting principles generally accepted in India, including the Indian Accounting Standards specified under Section 133 of the Act read with the Companies (Indian Accounting Standards) Rules, 2015, as amended. This responsibility also includes maintenance of adequate accounting records in accordance with the provisions of the Act for safeguarding of the assets of the Company and for preventing and detecting frauds and other irregularities; selection and application of appropriate accounting policies; making judgments and estimates that are reasonable and prudent; and design, implementation and maintenance of adequate internal financial controls, that were operating effectively for ensuring the accuracy and completeness of the accounting records, relevant to the preparation and presentation of the standalone financial statements that give a true and fair view and are free from material misstatement, whether due to fraud or error.

In preparing the standalone financial statements, the management is responsible for assessing the Company's ability to continue as a going concern, disclosing, as applicable, matters related to going concern and using the going concern basis of accounting unless the management either intends to liquidate the Company or to cease operations, or has no realistic alternative but to do so.

Those Board of Directors are also responsible for overseeing the Company's financial reporting process.



Auditor's Responsibilities for the Audit of the Standalone Financial Statements

Our objectives are to obtain reasonable assurance about whether the standalone financial statements as a whole are free from material misstatement, whether due to fraud or error, and to issue an auditor's report that includes our opinion. Reasonable assurance is a high level of assurance but is not a guarantee that an audit conducted in accordance with SAs will always detect a material misstatement when it exists. Misstatements can arise from fraud or error and are considered material if, individually or in the aggregate, they could reasonably be expected to influence the economic decisions of users taken on the basis of these standalone financial statements.

As part of an audit in accordance with SAs, we exercise professional judgment and maintain professional skepticism throughout the audit. We also:

- Identify and assess the risks of material misstatement of the standalone financial statements, whether due to fraud or error, design and perform audit procedures responsive to those risks, and obtain audit evidence that is sufficient and appropriate to provide a basis for our opinion. The risk of not detecting a material misstatement resulting from fraud is higher than for one resulting from error, as fraud may involve collusion, forgery, intentional omissions, misrepresentations, or the override of internal control.
- Obtain an understanding of internal control relevant to the audit in order to design audit procedures that are appropriate in the circumstances. Under clause (i) of sub-section (3) of Section 143 of the Act, we are also responsible for expressing our opinion on whether the company has adequate internal financial controls with reference to standalone financial statements in place and the operating effectiveness of such controls.
- Evaluate the appropriateness of accounting policies used and the reasonableness of accounting estimates and related disclosures made by management.
- Conclude on the appropriateness of management's use of the going concern basis of accounting and, based on the audit evidence obtained, whether a material uncertainty exists related to events or conditions that may cast significant doubt on the Company's ability to continue as a going concern. If we conclude that a material uncertainty exists, we are required to draw attention in our auditor's report to the related disclosures in the standalone financial statements or, if such disclosures are inadequate, to modify our opinion. Our conclusions are based on the audit evidence obtained up to the date of our auditor's report. However, future events or conditions may cause the Company to cease to continue as a going concern.
- Evaluate the overall presentation, structure and content of the standalone financial statements, including the disclosures, and whether the standalone financial statements represent the underlying transactions and events in a manner that achieves fair presentation.

We communicate with those charged with governance regarding, among other matters, the planned scope and timing of the audit and significant audit findings, including any significant deficiencies in internal control that we identify during our audit.

We also provide those charged with governance with a statement that we have complied with relevant ethical requirements regarding independence, and to communicate with them all relationships and other matters that may reasonably be thought to bear on our independence, and where applicable, related safeguards.

Other Matter

The Financial Statements of the Company for the year ended March 31, 2021 were audited by other auditors who expressed an unmodified opinion on those Financial Statements vide their report dated May 13, 2021. Our opinion on the Financial Statements is not modified in respect of the above matter.


Report on Other Legal and Regulatory Requirements

1. As required by the Companies (Auditor's Report) Order, 2020 ("the Order"), issued by the Central Government of India in terms of sub-section (11) of Section 143 of the Act, we give in the "Annexure A" a statement on the matters specified in paragraphs 3 and 4 of the Order.
2. As required by sub-section (3) of Section 143 of the Act, we report that:
 - a. We have sought and obtained all the information and explanations which to the best of our knowledge and belief were necessary for the purposes of our audit.
 - b. In our opinion, proper books of account as required by law have been kept by the Company so far as it appears from our examination of those books.
 - c. The balance sheet, the statement of profit and loss including other comprehensive income, the statement of cash flow and the statement of changes in equity dealt with by this report are in agreement with the books of account.



- d. In our opinion, the aforesaid standalone financial statements comply with the Accounting Standards specified under Section 133 of the Act, read with Companies (Indian Accounting Standards) Rules, 2015, as amended.
- e. On the basis of the written representations received from the directors as on March 31, 2022 taken on record by the Board of Directors, none of the directors is disqualified as on March 31, 2022 from being appointed as a director in terms of sub-section (2) of Section 164 of the Act.
- f. With respect to the adequacy of the internal financial controls over financial reporting with reference to standalone financial statements of the Company and the operating effectiveness of such controls, refer to our separate Report in "Annexure B" to this report.
- g. The Company has not paid / provided for any managerial remuneration during the year. Accordingly, the provision of Section 197 of the Act is not applicable to the Company.
- h. With respect to the other matters to be included in the Auditor's Report in accordance with Rule (11) of the Companies (Audit and Auditors) Rules, 2014, as amended in our opinion and to the best of our information and according to the explanations given to us:
- i. The Company has disclosed the Impact of pending litigations on its financial position in its standalone financial statements – Refer Note 31(a) of the standalone financial statements;
 - ii. The Company did not have any long-term contracts including derivative contracts for which there were any material foreseeable losses; and
 - iii. There were no amounts which were required to be transferred to the Investor Education and Protection Fund by the Company.
 - iv. (a) The Management has represented that, to the best of its knowledge and belief, no funds have been advanced or loaned or invested (either from borrowed funds or share premium or any other sources or kind of funds) by the Company to or in any other persons or entities, including foreign entity ("Intermediaries"), with the understanding, whether recorded in writing or otherwise, that the Intermediary shall,
 - directly or indirectly lend or invest in other persons or entities identified in any manner whatsoever by or on behalf of the Company ("Ultimate Beneficiaries") or
 - provide any guarantee, security or the like to or on behalf of the Ultimate Beneficiaries.(b) The Management has represented that, to the best of its knowledge and belief, no funds (which are either material either individually or in aggregate) have been received by the Company from any person or entity, including foreign entity ("Funding Parties"), with the understanding, whether recorded in writing or otherwise, that the Company shall,
 - directly or indirectly lend or invest in other persons or entities identified in any manner whatsoever ("Ultimate Beneficiaries") by or on behalf of the Funding Parties or
 - provide any guarantee, security or the like from or on behalf of the Ultimate Beneficiaries.(c) Based on the audit procedures that have been considered reasonable and appropriate on the circumstances, nothing has come to our notice that has caused us to believe that the representation under sub-clause (i) and (ii) of Rule 11(e), as provided under (a) and (b) above, contain any material misstatement.
 - v. The Company has not declared and paid dividend during the year.

For **Shah Gupta & Co.**
Chartered Accountants
Firm Registration No.: 109574W


Vipul K Choksi
Partner
M. No. 037606
UDIN: 22037606AMNXEC5005
Place: Mumbai
Date: May 12, 2022



Annexure A TO THE INDEPENDENT AUDITORS' REPORT

(Referred to in paragraph 1 under 'Report on Other Legal and Regulatory Requirements' section of our report to the Members of Ennore Coal Terminal Private Limited of even date)

In terms of the information and explanations sought by us and given by the company and the books of account and records examined by us in the normal course of audit and to the best of our knowledge and belief, we state that:

- (i) (a) (A) The Company has maintained proper records showing full particulars, including quantitative details and situation of property, plant and equipment.
(B) The company does not have any Intangible assets, accordingly, reporting under Paragraph 3 (i) (a) (B) of the order is not applicable to the Company.
- (b) The Company has a program of verification to cover all the items of property, plant and equipment in a phased manner which, in our opinion, is reasonable having regard to the size of the Company and the nature of its assets. Pursuant to the program, certain property, plant and equipment were physically verified by the management during the year. No material discrepancies were noticed on such verification.
- (c) The Company does not have any immovable property (other than properties where the Company is the lessee, and the lease agreements are duly executed in favour of the lessee). Accordingly, reporting under paragraph 3 (i) (c) of the Order is not applicable to the Company.
- (d) The Company has not revalued its Property, Plant and Equipment (Including Right of use assets) or intangible assets during the year ended March 31, 2022
- (e) There are no proceedings initiated or are pending against the Company for holding any benami property under the Prohibition of Benami Property Transactions Act, 1988 and rules made thereunder.
- (ii) (a) The inventories were physically verified during the year by the Management at reasonable intervals. In our opinion, the coverage and procedure of such verification by the Management is appropriate having regard to the size of the Company and the nature of its operations. No discrepancies of 10% or more in the aggregate for each class of inventories were noticed on such physical verification of inventories when compared with books of account.
- (b) The Company has been sanctioned working capital limits in excess of Rs. 5 crores, in aggregate, from banks on the basis of security of current assets. However, during the year, it had not utilised the said limits. Accordingly, the quarterly returns or statements comprising stock and book debt statements were not required to be filed by the Company.
- (iii) The Company has not made investment in, provided any guarantee or security or granted any loans or advances in nature of loans, secured or unsecured to companies, firms, Limited Liability Partnerships or any other parties during the year. Accordingly, the provisions of Paragraph 3 (iii) (a), (b), (c), (d), (e) and (f) of the Order are not applicable to the Company and hence not commented upon.
- (iv) The Company has not given any loans or provided any guarantees or provided any security to the parties covered under Section 185 of the Act. Accordingly, compliance under Section 185 of the Act is not applicable to the Company. The provisions of Section 186 of the Act in respect of the loans given, guarantees given or securities provided are not applicable to the Company, since it is engaged in business of providing infrastructural facilities. In respect of the Investments, the Company has complied with the provisions of section 186 (1) of the Act.
- (v) The Company has neither accepted any deposits from the public nor accepted any amounts which are deemed to be deposits within the meaning of sections 73 to 76 of the Act and the rules made thereunder, to the extent applicable. Accordingly, the requirement to report on Paragraph 3(v) of the Order is not applicable to the Company.
- (vi) To the best of our knowledge and as explained, the Central Government has not specified the maintenance of cost records under sub-section (1) of section 148 of the Act, for the products / services of the Company. Accordingly, reporting under paragraph 3 (vi) of the order is not applicable to the Company.
- (vii) (a) The Company is generally regular in depositing with the appropriate authorities undisputed statutory dues including provident fund, employees' state insurance, income tax, service tax, goods and service tax, cess and other material statutory dues as applicable to it. According to the information and explanations given to us, there are no undisputed amounts payable in respect of income tax, goods and service tax, cess and other material statutory dues which were outstanding, at the year end, for a period of more than six months from the date they became payable.



- (b) There are no dues of sales tax, wealth tax, service tax, goods and service tax, income tax, duty of excise, value added tax, and cess which have not been deposited on account of any dispute except as follows:


Name of the Statute	Nature of the Dues	Amount* (Rs. in Lakhs)	Period to which the amount relates	Forum where dispute is pending
Finance Act, 1994 (Service Tax)	Denial of CENVAT Credit on Capital Goods and penalty	Rs. 65.82 [Deposited Rs.6.58]	April 2014 to March 2015	Customs Excise and Service Tax Appellate Tribunal (CESTAT)

- (viii) The Company has not surrendered or disclosed any transaction, previously unrecorded in the books of account, in the tax assessments under the Income Tax Act, 1961 as income during the year. Accordingly, the requirement to report on paragraph 3 (viii) of the Order is not applicable to the Company.
- (ix) (a) The Company has not defaulted in repayment of loans or other borrowings or in the payment of interest to any lender.
 (b) The Company has not been declared willful defaulter by any bank or financial institution or government or any government authority.
 (c) The Company has not obtained any term loans during the year. Accordingly, reporting under paragraph 3 (ix) (c) of the Order is not applicable to the Company.
 (d) On an overall examination of the standalone financial statements of the Company, no funds raised on short-term basis have been used for long-term purposes by the Company.
 (e) The Company has not taken any funds from any entity or person on account of or to meet the obligations of its subsidiaries, associates or joint ventures.
 (f) The Company has not raised loans during the year on the pledge of securities held in its subsidiaries, joint ventures or associate companies.
- (x) (a) Monies raised during the year by the Company by way of debt instruments in the nature of non-convertible debenture, were applied for the purposes for which they were raised. The Company has not raised any money way of initial public offer / further public offer and hence not commented upon.
 (b) The Company has not made any preferential allotment or private placement of shares or fully or partly or optionally convertible debentures during the year. Accordingly, the reporting under paragraph 3 (x) (b) of the Order is not applicable to the Company.
- (xi) (a) No material fraud by the Company or no material fraud on the Company has been noticed or reported during the year.
 (b) During the year, no report under sub-section (12) of section 143 of the Act has been filed by cost auditor/ secretarial auditor or by us in Form ADT-4 as prescribed under Rule 13 of Companies (Audit and Auditors) Rules, 2014 with the Central Government.
 (c) As represented to us by the management, there are no whistle blower complaints received by the Company during the year.
- (xii) The Company is not a nidhi company as per the provisions of the Act. Therefore, the requirement to report on paragraph 3(xii)(a), (b) and (c) of the Order are not applicable to the Company.
- (xiii) Transactions with the related parties are in compliance with sections 177 and 188 of the Act where applicable and the details have been disclosed in the notes to the standalone financial statements, as required by the applicable accounting standards.
- (xiv) (a) The Company has an internal audit system commensurate with the size and nature of its business.
 (b) The internal audit reports of the Company issued till the date of the audit report, for the period under audit have been considered by us.
- (xv) The Company has not entered into any non-cash transactions with Directors or persons connected with him. Accordingly, reporting under paragraph 3 (xv) of the Order is not applicable to the Company.
- (xvi) (a) The provisions of section 45-IA of the Reserve Bank of India Act, 1934 (2 of 1934) are not applicable to the Company. Accordingly, the requirement to report on paragraph 3 (xvi) (a) of the Order is not applicable to the Company.
 (b) The Company is not engaged in any Non-Banking Financial or Housing Finance activities. Accordingly, the requirement to report on paragraph 3 (xvi) (b) of the Order is not applicable to the Company.
 (c) The Company is not a Core Investment Company as defined in the regulations made by Reserve Bank of India. Accordingly, the requirement to report on paragraph 3 (xvi) (c) of the Order is not applicable to the Company.
 (d) We have been informed by the management that as per the definition of Group under Core Investment Companies (Reserve Bank) Directions 2016, there is one Core Investment Company (CIC) which is registered and three CICs which are not required to be registered with the Reserve Bank of India, forming part of the promoter group.



- (xvii) The Company has not Incurred any cash losses in the current financial year and in the immediately preceding financial year respectively.
- (xviii) There has been resignation of the statutory auditors during the year, and we have been informed that there are no Issues, objections or concerns raised by the outgoing auditors.
- (xix) On the basis of the financial ratios disclosed in Note 30 to the standalone financial statements, ageing and expected dates of realization of financial assets and payment of financial liabilities, other information accompanying the standalone financial statements, our knowledge of the Board of Directors and management plans and based on our examination of the evidence supporting the assumptions, nothing has come to our attention, which causes us to believe that any material uncertainty exists as on the date of the audit report that Company is not capable of meeting its liabilities existing at the date of balance sheet as and when they fall due within a period of one year from the balance sheet date. We, however, state that this is not an assurance as to the future viability of the Company. We further state that our reporting is based on the facts up to the date of the audit report and we neither give any guarantee nor any assurance that all liabilities falling due within a period of one year from the balance sheet date, will get discharged by the Company as and when they fall due.
- (xx) (a) In respect of other than ongoing projects, there are no unspent amounts that are required to be transferred to a fund specified in Schedule VII of the Companies Act (the Act), in compliance with second proviso to sub section 5 of section 135 of the Act. This matter has been disclosed in Note 34 to the standalone financial statements.
- (b) In respect of ongoing projects, the Company does not have any unspent Corporate Social Responsibility (CSR) amount as at the end of the previous financial year and also at the end of the current financial year. Hence, reporting under this clause is not applicable for the year. This matter has been disclosed in Note 34 to the standalone financial statements
- (xxi) The reporting under paragraph 3 (xxi) of the Order is not applicable in respect of audit of Standalone Financial Statements. Accordingly, no comment in respect of the said clause has been included in this report.

For **Shah Gupta & Co.**
Chartered Accountants
Firm Registration No.: 109574W


Vipul K Choksi
Partner
M. No. 037606
UDIN: 22037606AMNXEC5005
Place: Mumbai
Date: May 12, 2022



ANNEXURE B TO THE INDEPENDENT AUDITORS' REPORT

Report on the internal financial controls with reference to the aforesaid standalone financial statements under Clause (i) of sub-section (3) of Section 143 of the Act

We have audited the internal financial controls over financial reporting of **Ennore Coal Terminal Private Limited** ("the Company") as of March 31, 2022 in conjunction with our audit of the standalone financial statements of the Company for the year ended on that date.

Management's Responsibility for Internal Financial Controls

The Company's management is responsible for establishing and maintaining internal financial controls based on the internal control over financial reporting criteria established by the Company considering the essential components of internal control stated in the Guidance Note on Audit of Internal Financial Controls Over Financial Reporting (the "Guidance Note") issued by the Institute of Chartered Accountants of India. These responsibilities include the design, implementation and maintenance of adequate internal financial controls that were operating effectively for ensuring the orderly and efficient conduct of its business, including adherence to company's policies, the safeguarding of its assets, the prevention and detection of frauds and errors, the accuracy and completeness of the accounting records, and the timely preparation of reliable financial information, as required under the Act.

Auditor's Responsibility

Our responsibility is to express an opinion on the Company's internal financial controls over financial reporting with reference to these standalone financial statements of the Company based on our audit. We conducted our audit in accordance with the Guidance Note on Audit of Internal Financial Controls Over Financial Reporting (the "Guidance Note") issued by the Institute of Chartered Accountants of India and the Standards on Auditing prescribed under sub-section (10) of Section 143 of the Act, to the extent applicable to an audit of internal financial controls, both applicable to an audit of Internal Financial Controls and, both issued by the Institute of Chartered Accountants of India. Those Standards and the Guidance Note require that we comply with ethical requirements and plan and perform the audit to obtain reasonable assurance about whether adequate internal financial controls over financial reporting with reference to these standalone financial statements was established and maintained and if such controls operated effectively in all material respects.

Our audit involves performing procedures to obtain audit evidence about the adequacy of the internal financial controls system over financial reporting with reference to these standalone financial statements and their operating effectiveness. Our audit of internal financial controls over financial reporting included obtaining an understanding of internal financial controls over financial reporting with reference to these standalone financial statements, assessing the risk that a material weakness exists, and testing and evaluating the design and operating effectiveness of internal control based on the assessed risk. The procedures selected depend on the auditor's judgement, including the assessment of the risks of material misstatement of the standalone financial statements, whether due to fraud or error.

We believe that the audit evidence we have obtained is sufficient and appropriate to provide a basis for our audit opinion on the internal financial controls system over financial reporting with reference to these standalone financial statements.

Meaning of Internal Financial Controls Over Financial Reporting with reference to these Standalone Financial Statements

A Company's internal financial control over financial reporting with reference to these standalone financial statements is a process designed to provide reasonable assurance regarding the reliability of financial reporting and the preparation of standalone financial statements for external purposes in accordance with generally accepted accounting principles. A Company's internal financial control over financial reporting with reference to these standalone financial statements includes those policies and procedures that (1) pertain to the maintenance of records that, in reasonable detail, accurately and fairly reflect the transactions and dispositions of the assets of the Company; (2) provide reasonable assurance that transactions are recorded as necessary to permit preparation of standalone financial statements in accordance with generally accepted accounting principles, and that receipts and expenditures of the Company are being made only in accordance with authorisations of management and directors of the Company; and (3) provide reasonable assurance regarding prevention or timely detection of unauthorised acquisition, use, or disposition of the Company's assets that could have a material effect on the standalone financial statements.

Inherent Limitations of Internal Financial Controls Over Financial Reporting with reference to these Standalone Financial Statements

Because of the inherent limitations of internal financial controls over financial reporting with reference to these standalone financial statements, including the possibility of collusion or improper management override of controls, material misstatements due to error or fraud may occur and not be detected. Also, projections of any evaluation of the internal financial controls over financial reporting with reference to these standalone financial statements to future periods are subject to the risk that the internal financial control over financial reporting may become inadequate because of changes in conditions, or that the degree of compliance with the policies or procedures may deteriorate.



Opinion

In our opinion, to the best of our information and according to the explanations given to us, the Company has, in all material respects, an adequate internal financial controls with reference to these standalone financial statements and such internal financial controls were operating effectively as at March 31, 2022, based on the internal financial controls with reference to standalone financial statements criteria established by the Company considering the essential components of internal control stated in the Guidance Note on Audit of Internal Financial Controls Over Financial Reporting issued by the Institute of Chartered Accountants of India.

For **Shah Gupta & Co.,**
Chartered Accountants

Firm Registration No.: 109574W



Vipul K Choksi

Partner

M. No.037606

UDIN: 22037606AMNXEC5005

Place: Mumbai

Date: May 12, 2022



ENNORE COAL TERMINAL PRIVATE LIMITED
Balance Sheet as at 31st March, 2022
CIN : U63090GA2006PTC01471

₹ in Lakhs

Particulars	Note No.	As at	As at	As at
		31st March 2022	31st March 2021	01st April 2020
ASSETS				
Non-current assets				
Property, plant and equipment	2	8,127.64	8,609.02	9,857.89
Capital Working in Progress	3	13.00	-	-
Right-of-use assets	4	3,007.53	-	-
Financial Asset				
Investments	5	885.09	885.09	885.19
Other Financial Asset	6	470.81	403.78	892.02
Income tax assets (Net)	13A	678.43	279.87	1,198.30
Deferred tax assets (net)	13B	1,471.23	923.98	769.07
Other non current assets	7	378.57	463.21	-
Total non-current assets		15,032.30	11,564.94	13,602.48
Current assets				
Inventories	8	1,247.88	1,336.84	1,657.67
Financial assets				
Trade receivables	9	3,465.70	3,340.20	2,602.82
Cash and cash equivalents	10	3,554.84	3,416.22	126.10
Bank balances other than cash and cash equivalents	11	2,710.34	690.69	593.77
Others financial assets	6	82.10	13.25	8.79
Other current assets	12	615.12	325.27	847.71
Total current assets		11,675.98	9,122.47	5,836.87
Total assets		26,708.28	20,687.41	19,439.35
EQUITY AND LIABILITIES				
Equity				
Equity share capital	14	6,001.47	6,001.47	6,001.47
Other equity	15	1,336.04	(217.60)	(588.00)
Total equity		7,337.51	5,783.87	5,413.47
Liabilities				
Non-current liabilities				
Financial liabilities				
Borrowings	16	10,947.00	10,105.05	11,025.36
Lease Liabilities	17	3,173.52	-	-
Provisions	18	53.12	76.66	172.79
Total non-current liabilities		14,173.64	10,181.71	11,198.15
Current liabilities				
Financial liabilities				
Borrowings	16	-	825.00	-
Lease Liabilities	17	15.73	-	-
Trade payables				
Total outstanding, due of micro and small enterprises	19	24.64	23.97	2.51
Total outstanding, due of creditors other than micro and small enterprises	19	2,798.93	2,639.48	1,598.88
Other financial liabilities	20	-	-	351.43
Other current liabilities	21	2,331.95	1,200.12	821.74
Provisions	22	25.88	33.26	53.17
Total current liabilities		5,197.13	4,721.83	2,827.73
Total liabilities		19,370.77	14,903.54	14,025.88
Total equity and liabilities		26,708.28	20,687.41	19,439.35
Significant accounting policies and key accounting estimates and judgements - Refer Note - 1				

The accompanying notes form an integral part of financial statements

As per our attached report of even date

For and on behalf of the Board of Directors

For Shah Gupta & Co.

Chartered Accountant

Firm Registration No: 109574W

Vipul K Choksi
Vipul K Choksi
Partner

Membership No. 037606

UDIN : 22037606AMNXC5005

Mumbai

Date: 12th May 2022



Abhishek Vijay
Abhishek Vijay
Whole time director
DIN : 07282563

Gopalakrishnan G
Gopalakrishnan G
Chief Financial officer
PAN - AQVPG9641E.

Rashmi Ranjan Patra
Rashmi Ranjan Patra
Director
DIN : 03014938

Nital Gandhi
Ms. Nital Gandhi
Company Secretary
M.No.- A14589

ENNORE COAL TERMINAL PRIVATE LIMITED
Statement of Profit and Loss for the year ended 31st March, 2022

₹ in Lakhs (Except EPS)

Particulars	Note no.	For the year ended 31st March 2022	For the year ended 31st March 2021
INCOME			
Revenue from operations	23	26,263.84	17,798.10
Other income	24	352.03	472.92
Total income (1)		26,615.87	18,271.02
EXPENSES			
Operating expenses	25	20,612.33	13,219.19
Employee benefits expense	26	1,698.65	1,240.47
Finance costs	27	1,510.63	1,087.94
Depreciation and amortisation expense	28	1,002.94	2,079.87
Other expenses	29	600.32	415.78
Total expenses (2)		25,424.88	18,043.25
Profit before tax (1-2)		1,190.99	227.77
Tax expense			
Current tax	13	208.09	158.42
Deferred tax	13	(553.97)	(190.14)
Profit for the year (3)		1,536.87	259.49
Other comprehensive income			
(i) Items that will not be reclassified to profit and loss			
-Remeasurements of defined benefit plans		23.49	135.50
-Income tax relating to items that will not be reclassified to profit and loss		(6.72)	(35.23)
Total other comprehensive income/(loss) for the year (4)		16.77	100.27
Total comprehensive income for the year (3+4)		1,553.64	359.76
Earnings per equity share (₹) (Face value of equity share of ₹ 10 each)			
Basic (₹)	38	2.59	0.60
Diluted (₹)	38	2.59	0.60

The accompanying notes form an integral part of financial statements

As per our attached report of even date

For and on behalf of the Board of Directors

For Shah Gupta & Co.
Chartered Accountant
Firm Registration No: 109574W

Abhishek
Abhishek Vijay
Whole time director
DIN : 07282563

Rashmi Ranjan Patra
Rashmi Ranjan Patra
Director
DIN : 03014938

Vipul K Choksi
Vipul K Choksi
Partner
Membership No. 037606
UDIN : 22037606AMNXEC5005
Mumbai
Date: 12th May 2022



Gopalakrishnan G
Gopalakrishnan G
Chief Financial officer
PAN - AQVPG9641E.

Nital Gandhi
Ms. Nital Gandhi
Company Secretary
M.No.:- A14589

ENNORE COAL TERMINAL PRIVATE LIMITED
Statement of Cash Flows for the year ended 31st March, 2022

₹ In Lakhs

Particulars	For the year ended 31st March 2022	For the year ended 31st March 2021
[A] Cash flow from Operating Activities		
Profit / (Loss) before tax	1,190.99	227.77
Adjustments for:		
Depreciation Expense	1,002.94	2,079.87
Interest Income	(190.82)	(46.48)
Profit on sale of fixed assets	(3.37)	0.00
Notional charges on Finance Guaratnee	13.25	21.25
Notional Interest on lease security deposit	(77.81)	(13.05)
Amortisation of Interest on Security Deposit	84.64	23.82
Interest on Lease Liability	269.59	0.00
Finance costs	1,143.15	1,064.12
Operating profit before working capital changes	3,432.56	3,360.71
Adjustments for:		
(Increase)/ decrease in inventories	88.96	320.83
(Increase)/ decrease in trade receivables	(125.50)	(737.38)
(Increase)/ decrease in other Financial assets	(0.01)	-
Decrease in Non current Financial Assets	10.78	2.74
Decrease in Non current Liability	(23.54)	(96.13)
(Increase)/ decrease in other assets	(289.85)	522.44
Increase/ (decrease) in trade payable	160.12	1,062.06
Increase/ (decrease) in and other liabilities	1,131.83	378.38
Increase/ (decrease) in provisions	16.45	115.60
	969.24	1,568.54
Cash generated from operating activities	4,401.81	4,929.25
Income taxes paid (Net)	(606.65)	760.03
Net cash generated from operating activities [A]	3,795.16	5,689.29
[B] Cash flow from Investing activities		
Inflows		
Sale of property, plant and equipment	3.95	2.52
Sale of Investment	-	0.10
Interest Income	108.73	55.27
	112.68	57.89
Outflows		
Purchase of property plant and equipment	314.42	836.92
Increase in Capital Work in Progress	13.00	-
Increase in Bank Balance other than cash and cash equivalent	2,019.65	96.92
	2,347.07	933.85
Net cash used in Investing activities [B]	(2,234.39)	(875.96)
[C] Cash flow from financing activities		
Inflows		
Proceeds from long-term borrowings	841.95	-
Proceeds from short-term borrowings	-	825.00
	841.95	825.00
Outflows		
Repayments of long-term borrowings	-	920.31
Repayment of short term-borrowings	825.00	-
Lease Rent Payment	295.94	-
Term Loan Processing Fee	-	12.35
Interest paid	1,143.15	1,415.55
	2,264.09	2,348.21
Net cash generated from financing activities [C]	(1,422.14)	(1,523.21)
Net increase / (decrease) in cash and bank balances (A+B+C)	138.63	3,290.12
Cash and cash equivalents at beginning of the year	3,416.22	126.10
Cash and cash equivalents at end of the year	3,554.85	3,416.22



ENNORE COAL TERMINAL PRIVATE LIMITED
Statement of Cash Flows for the year ended 31st March, 2022

Notes:

(a) The above Cash Flow Statement has been prepared under the "Indirect Method" as set out in the Indian Accounting Standard (IND AS-7)

(b) Cash and cash equivalents comprises of

Particulars	As at 31st March 2022	As at 31st March 2021
Cash on hand (Refer note 10)	0.01	0.18
Balances with banks:		
In current accounts (Refer note 10)	959.83	2,441.04
Fixed deposits with banks (Refer note 10)	2,595.00	975.00
Cash and cash equivalents in Statement of Cash Flows	3,554.84	3,416.22

The accompanying notes form an integral part of financial statements

As per our attached report of even date

For and on behalf of the Board of Directors

For Shah Gupta & Co
Chartered Accountant
Firm Registration No: 109574W



Vipul K Choksi
Partner
Membership No. 037606
UDIN : 22037606AMNXEC5005
Mumbai
Date: 12th May 2022



Abhishek Vijay
Whole time director
DIN : 07282563



Gopalakrishnan G
Chief Financial officer
PAN - AQVPG9641E.



Rashmi Ranjan Patra
Director
DIN : 03014938



Ms. Nital Gandhi
Company Secretary
M.No.:- A14589

ENNORE COAL TERMINAL PRIVATE LIMITED
Statement of Changes in Equity for the year ended 31st March, 2022

A) Equity share capital

₹ in Lakhs

Balance as at 1st April, 2021	Movement during the year	Balance as at 31st March, 2022
6,001.47		6,001.47

₹ in Lakhs

Balance as at 1st April, 2020	Movement during the year	Balance as at 31st March, 2021
6,001.47		6,001.47

B) Other equity

₹ In Lakhs

Particulars	Retained earnings	ESOP compensation reserves	Total equity attributable to equity holders of the company
Balance as at 1st April, 2021	(217.60)	-	(217.60)
Profit for the year	1,536.87	-	1,536.87
Other comprehensive income for the year	-	-	-
-Remeasurements gain on defined benefit plans (net of tax)	16.77	-	16.77
Balance as at 31st March 2022	1,336.04	-	1,336.04

Particulars	Retained earnings	ESOP compensation reserves	Total equity attributable to equity holders of the company
Balance as at 1st April, 2020	(588.00)	-	(588.00)
Profit for the year	259.49	-	259.49
Other comprehensive income for the year	-	-	-
-Remeasurements gain on defined benefit plans (net of tax)	100.27	-	100.27
Adjustments regarding notional interest on lease security deposit relating to previous year	(11.51)	-	(11.51)
Adjustments due to recognition of financial guarantee asset & unearned financial guarantee fee [** see note below]	22.15	-	22.15
Balance as at 31st March 2021	(217.60)	-	(217.60)

As per our attached report of even date

For and on behalf of the Board of Directors

For Shah Gupta & Co
Chartered Accountant
Firm Registration No: 109574W



Vipul K Choksi
Partner
Membership No. 037606
UDIN : 22037606AMNXEC5005
Mumbai
Date: 12th May 2022

Abhishek

Abhishek Vijay
Whole time director
DIN : 07282563

Gopalakrishnan G

Gopalakrishnan G
Chief Financial officer
PAN - AQVPG9641E.

Rashmi Ranjan Patra

Rashmi Ranjan Patra
Director
DIN : 03014938

Nandini

Ms. Nital Gandhi
Company Secretary
M.No.:- A14589

Ennore Coal Terminal Private Limited

Notes to the Financial Statements as at and for the year ended March 31, 2022

1. COMPANY OVERVIEW

The financial statements comprise financial statements of Ennore Coal Terminal Limited ("the Company" for the period March 31, 2022. The Company is a Private limited company, domiciled in India and incorporated in under the provision of Companies Act applicable in India. The registered office of the Company is located at Site Office Building Berth No 5A & 6A, Mormugao Harbour Goa South Goa GA 403803 IN.

The Company is engaged in developing, operating and maintaining port infrastructure to support JSW Company in addition to catering to third party cargo handling requirement.

1. SIGNIFICANT ACCOUNTING POLICIES AND KEY ACCOUNTING ESTIMATES AND JUDGEMENTS

1.1 Statement of compliance

The financial Statements have been prepared in accordance with the accounting principles generally accepted in India including Indian Accounting Standards (Ind AS) prescribed under the section 133 of the Companies Act, 2013 read with rule 3 of the Companies (Indian Accounting Standards) Rules, 2015 (as amended from time to time), the provisions of the Companies Act, 2013 ("the Act") to the extent notified

Accordingly, the Company has prepared these Financial Statements which comprise the Balance Sheet as at 31 March 2022, the Statement of Profit and Loss, the Statement of Cash Flows and the Statement of Changes in Equity for the year ended 31 March 2022 and a summary of the significant accounting policies and other explanatory information (together hereinafter referred to as 'Financial Statements').

These financial statements are approved for issue by the Board of Directors on 12th May, 2022

1.2 Basis of preparation and presentation

The Financial Statements have been prepared on the historical cost basis except for certain financial instruments measured at fair values at the end of each reporting year, as explained in the accounting policies below which are consistently followed except where a new accounting standard or amendment to the existing accounting standards requires a change in the policy hitherto applied

Presentation requirements of Division II of Schedule III to the Companies Act, 2013, "as amended", as applicable to the Financial Statements have been followed.

Fair value is the price that would be received to sell an asset or paid to transfer a liability in an orderly transaction between market participants at the measurement date, regardless of whether that price is directly observable or estimated using another valuation technique. In estimating the fair value of an asset or a liability, the Company takes in to account the characteristics of the asset



Ennore Coal Terminal Private Limited

Notes to the Financial Statements as at and for the year ended March 31, 2022

or liability if market participants would take those characteristics into account when pricing the asset or liability at the measurement date.

Fair value for measurement and/or disclosure purposes in these financial statements is determined on such a basis, except leasing transactions that are within the scope of Ind AS 116, and measurements that have some similarities to fair value but are not fair value, such as net realizable value in Ind AS 2 or value in use in Ind AS 36.

In addition, for financial reporting purposes, fair value measurements are categorized into Level 1, 2, or 3 based on the degree to which the inputs to the fair value measurements are observable and the significance of the inputs to the fair value measurements in its entirety, which are described as follows:

Level 1 inputs are quoted prices (unadjusted) in active markets for identical assets or liabilities that the entity can access at the measurement date;

Level 2 inputs are inputs, other than quoted prices included within level 1, that are observable for the asset or liability, either directly or indirectly; and

Level 3 inputs are unobservable inputs for the asset or liability.

The Financial Statement is presented in INR and all values are rounded to the nearest lakhs except when otherwise stated.

Current and non-current classification

The Company presents assets and liabilities in the balance sheet based on current / non-current classification.

An asset is classified as current when it satisfies any of the following criteria:

- it is expected to be realized in, or is intended for sale or consumption in, the Company's normal operating cycle;
- It is held primarily for the purpose of being traded;
- it is expected to be realized within 12 months after the reporting date; or
- it is cash or cash equivalent unless it is restricted from being exchanged or used to settle a liability for at least 12 months after the reporting date.

All other assets are classified as non-current.

A liability is classified as current when it satisfies any of the following criteria:

- it is expected to be settled in the Company's normal operating cycle;
- it is held primarily for the purpose of being traded;
- it is due to be settled within 12 months after the reporting date; or the Company does not have an unconditional right to defer settlement of the liability for at least 12 months after



Ennore Coal Terminal Private Limited

Notes to the Financial Statements as at and for the year ended March 31, 2022

the reporting date. Terms of a liability that could, at the option of the counterparty, result in its settlement by the issue of equity instruments do not affect its classification.

All other liabilities are classified as non-current.

The operating cycle is the time between the acquisition of assets for processing and their realisation in cash and cash equivalents

Deferred tax assets and liabilities are classified as non-current only.

1.3 Revenue Recognition

Revenue from contracts with customers is recognised when control of the goods or services are transferred to the customer at an amount that reflects the consideration to which the Company expects to be entitled in exchange for transferring promised goods or services having regard to the terms of the contract. If the consideration in a contract includes a variable amount, the company estimates the amount of consideration to which it will be entitled in exchange for transferring the goods or services to the customer. The variable consideration is estimated having regard to various relevant factors including historical trend and constrained until it is highly probable that a significant revenue reversal in the amount of cumulative revenue recognised will not occur when the associated uncertainty with the variable consideration is subsequently resolved. Compensation towards shortfall in offtake are recognised on collection or earlier when there is reasonable certainty to expect ultimate collection.

Revenue from port operations services/ multi-model service including cargo handling and storage are recognized on proportionate completion method basis based on services completed till reporting date. Revenue on take-or-pay charges are recognised for the quantity that is difference between annual agreed tonnage and actual quantity of cargo handled.

Interest on delayed payments leviable as per the relevant contracts are recognised on actual realisation or accrued based on an assessment of certainty of realization supported by either an acknowledgement from customers.

Income from fixed price contract – Revenue from infrastructure development project/ services under fixed price contract. Where there is no uncertainty as to measurement or collectability of consideration is recognized based on milestones reached under the contract.

The amount recognised as revenue is exclusive of goods & services tax where applicable.

1.4 Other Income

Other income is comprised primarily of interest income, dividend & Scrap Sales. All financial assets measured either at amortized cost or at fair value through other comprehensive income, interest income is recorded using the effective interest rate (EIR). EIR is the rate exactly discounts the



Ennore Coal Terminal Private Limited

Notes to the Financial Statements as at and for the year ended March 31, 2022

estimated cash payments or receipt over the expected life of the financial instrument or a shorter period, where appropriate, to the gross carrying amount of the financial asset or to the amortized cost of financial liability. When calculating the EIR, the Company estimates the expected cash flow by considering all the contractual terms of the financial instrument but does not consider the expected credit losses.

Dividend income from investments is recognised when the shareholder's right to receive payment has been established (provided that it is probable that the economic benefits will flow to the Company and the amount of income can be measured reliably).

1.5 Leases

The Company assesses whether a contract is or contains a lease, at inception of the contract. That is, if the contract conveys the right to control the use of an identified asset for a period of time in exchange for consideration.

Company as lessee

The Company applies a single recognition and measurement approach for all leases, except for short-term leases (defined as leases with a lease term of 12 months or less) and leases of low-value assets

The Company recognises lease liabilities to make lease payments and right-of-use assets representing the right to use the underlying assets.

Right-of-use assets

The Company recognises right-of-use assets at the commencement date of the lease (i.e., the date the underlying asset is available for use). Right-of-use assets are measured at cost, less any accumulated depreciation and impairment losses, and adjusted for any remeasurement of lease liabilities. The cost of right-of-use assets includes the amount of lease liabilities recognised, initial direct costs incurred, and lease payments made at or before the commencement date less any lease incentives received. Unless the Company is reasonably certain to obtain ownership of the leased asset at the end of the lease term, the recognised right-of-use assets are depreciated on a straight-line basis over the shorter of its estimated useful life and the lease term.

If a lease transfers ownership of the underlying asset or the cost of the right-of-use asset reflects that the Company expects to exercise a purchase option, the related right-of-use asset is depreciated over the useful life of the underlying asset. The depreciation starts at the commencement date of the lease. For a contract that contain a lease component and one or more additional lease or non-lease components, the Company allocates the consideration in the contract to each lease component on the basis of the relative standalone price of the lease component and the aggregate standalone price of the non-lease components.



Ennore Coal Terminal Private Limited

Notes to the Financial Statements as at and for the year ended March 31, 2022

The lease term of Company's RoU assets which comprises only Buildings varies from 3 to 30 years.

If ownership of the leased asset transfers to the Company at the end of the lease term or the cost reflects the exercise of a purchase option, depreciation is calculated using the estimated useful life of the asset. Right-of-use assets are subject to impairment test. Refer to the accounting policies no. 1.11 for Impairment of non-financial assets. When a contract includes both lease and non-lease components, the Company applies Ind AS 115 to allocate the consideration under the contract to each component.

Right-of-use assets are depreciated over the shorter period of the lease term and the useful life of the underlying asset. If a lease transfers ownership of the underlying asset or the cost of the right-of-use asset reflects that the Company expects to exercise a purchase option, the related right-of-use asset is depreciated over the useful life of the underlying asset

Lease liabilities

At the commencement date of the lease, the Company recognises lease liabilities measured at the present value of lease payments to be made over the lease term and are not paid at the commencement date, discounted by using the rate implicit in the lease. The lease payments include fixed payments (including in-substance fixed payments) less any lease incentives receivable, variable lease payments that depend on an index or a rate, and amounts expected to be paid under residual value guarantees.

The variable lease payments that do not depend on an index or a rate are recognised as expense in the period on which the event or condition that triggers the payment occurs.

In calculating the present value of lease payments, the Company uses the incremental borrowing rate at the lease commencement date if the interest rate implicit in the lease is not readily determinable. After the commencement date, the amount of lease liabilities is increased to reflect the accretion of interest (using the effective interest method) and reduced for the lease payments made. In addition, the carrying amount of lease liabilities is remeasured if there is a modification, a change in the lease term, a change in the lease payments (e.g., changes to future payments resulting from a change in an index or rate used to determine such lease payments) or a change in the assessment of an option to purchase the underlying asset. Lease liabilities has been presented under the head "Other Financial Liabilities". Lease liabilities has been presented under the head "Other Financial Liabilities".

Short-term leases and leases of low-value assets

The Company applies the short-term lease recognition exemption to its short-term leases (i.e., those leases that have a lease term of 12 months or less from the commencement date and do not contain a purchase option). It also applies the lease of low-value assets recognition exemption to leases that are considered of low value (i.e., below Rs. 50,000). Lease payments on short-term leases and leases of low-value assets are recognised as expense on a straight-line basis over the



Ennore Coal Terminal Private Limited

Notes to the Financial Statements as at and for the year ended March 31, 2022

lease term unless another systematic basis is more representative of the time pattern in which economic benefits from the leased assets are consumed.

The Company also applied the available practical expedients wherein it:

- Used a single discount rate to a portfolio of leases with reasonably similar characteristics
- Relied on its assessment of whether leases are onerous immediately before the date of initial application
- Applied the short-term leases exemptions to leases with lease term that ends within 12 months at the date of initial application
- Excluded the initial direct costs from the measurement of the right-of-use asset at the date of initial application
- Used hindsight in determining the lease term where the contract contains options to extend or terminate the lease

Most of the contracts that contains extension terms are on mutual agreement between both the parties and hence the potential future rentals cannot be assessed. Certain contracts where the extension terms are unilateral are with unrelated parties and hence there is no certainty about the extension being exercised.

The weighted average incremental borrowing rate applied to the newly recognised lease liabilities pursuant to Ind AS 116

1.6 Foreign Currencies:

The functional currency of the Company is determined on the basis of the primary economic environment in which it operates. financial statements are presented in Indian National Rupee (INR), which is Company's functional and presentation currency.

The Company has not dealt with any Foreign currency during the reporting period.

1.7 Borrowing Costs

Borrowing costs directly attributable to the acquisition, construction or production of qualifying assets, which are assets that necessarily take a substantial period of time to get ready for their intended use, are added to the cost of those assets, until such time as the assets are substantially ready for their intended use or sale.

All other borrowing costs are recognised in the Statement of Profit and Loss in the year in which they are incurred.

The Company determines the amount of borrowing costs eligible for capitalisation as the actual borrowing costs incurred on that borrowing during the year less any interest income earned on temporary investment of specific borrowings pending their expenditure on qualifying assets, to the



Ennore Coal Terminal Private Limited

Notes to the Financial Statements as at and for the year ended March 31, 2022

extent that an entity borrows funds specifically for the purpose of obtaining a qualifying asset. If any specific borrowing remains outstanding after the related asset is ready for its intended use or sale, that borrowing becomes part of the funds that an entity borrows generally when calculating the capitalisation rate on general borrowings. In case if the Company borrows generally and uses the funds for obtaining a qualifying asset, borrowing costs eligible for capitalisation are determined by applying a capitalisation rate to the expenditures on that asset.

Borrowing Cost includes exchange differences arising from foreign currency borrowings to the extent they are regarded as an adjustment to the finance cost.

1.8 Employee Benefits

Retirement benefit costs and termination benefits:

A liability for a termination benefit is recognised at the earlier of when the entity can no longer withdraw the offer of the termination benefit and when the entity recognises any related restructuring costs.

Defined contribution plans:

Payments to defined contribution retirement benefit plans are recognised as an expense when employees have rendered service entitling them to the contributions. Payments made to state-managed retirement benefit plans are accounted for as payments to defined contribution plans where the Company's obligations under the plans are equivalent to those arising in a defined contribution retirement benefit plan.

Defined benefit plans:

For defined benefit retirement benefit plans, the cost of providing benefits is determined using the projected unit credit method, with actuarial valuations being carried out at the end of each annual reporting year. Re-measurement, comprising actuarial gains and losses, the effect of the changes to the asset ceiling (if applicable) and the return on plan assets (excluding interest), is reflected immediately in the statement of financial position with a charge or credit recognised in other comprehensive income in the year in which they occur. Re-measurement recognised in other comprehensive income is reflected immediately in retained earnings and will not be reclassified to profit or loss. Actuarial valuations are being carried out at the end of each annual reporting period for defined benefit plans. Past service cost is recognised in profit or loss in the year of a plan amendment or when the Company recognizes corresponding restructuring cost whichever is earlier. Net interest is calculated by applying the discount rate to the net defined benefit liability or asset. Defined benefit costs are categorised as follows:

- service cost (including current service cost, past service cost, as well as gains and losses on curtailments and settlements);
- net interest expense or income; and
- re-measurement



Ennore Coal Terminal Private Limited

Notes to the Financial Statements as at and for the year ended March 31, 2022

The Company presents the first two components of defined benefit costs in profit or loss in the line item 'Employee benefits expenses'. Curtailment gains and losses are accounted for as past service costs.

The retirement benefit obligation recognised in the statement of financial position represents the actual deficit or surplus in the Company's defined benefit plans. Any surplus resulting from this calculation is limited to the present value of any economic benefits available in the form of refunds from the plans or reductions in future contributions to the plans.

A liability for a termination benefit is recognised at the earlier of when the entity can no longer withdraw the offer of the termination benefit and when the entity recognises any related restructuring costs.

The Company pays gratuity to the employees whoever has completed five years of service with the Company at the time of resignation/ superannuation. The gratuity is paid @ 15 days salary for each completed year of service as per the Payment of Gratuity Act, 1972

Short-term and other long-term employee benefits

A liability is recognised for benefits accruing to employees in respect of wages and salaries, annual leave and sick leave in the year the related service is rendered at the undiscounted amount of the benefits expected to be paid in exchange for that service.

Liabilities recognised in respect of short-term employee benefits are measured at the undiscounted amount of the benefits expected to be paid in exchange for the related service.

Liabilities recognised in respect of other long-term employee benefits are measured at the present value of the estimated future cash outflows expected to be made by the Company in respect of services provided by employees up to the reporting date.

The liabilities for earned leave and sick leave are not expected to be settled wholly within 12 months after the end of the period in which the employees render the related service. They are therefore measured as the present value of expected future payments to be made in respect of services provided by employees up to the end of the reporting period using the projected unit credit method. The benefits are discounted using the market yields at the end of the reporting period that have terms approximating to the terms of the related obligation. Remeasurements as a result of experience adjustments and changes in actuarial assumptions are recognised in profit or loss.

1.9 Taxation

Income tax expense represents the sum of the tax currently payable and deferred tax.

Current tax

Current tax is the amount of expected tax payable based on the taxable profit for the year as determined in accordance with the applicable tax rates and the provisions of the Income Tax Act,



Ennore Coal Terminal Private Limited

Notes to the Financial Statements as at and for the year ended March 31, 2022

1961 and other applicable tax laws in the countries where the Company operates and generates taxable income. Taxable profit differs from net profit as reported in profit or loss because it excludes items of income or expense that are taxable or deductible in other years and it further excludes items that are never taxable or deductible. The Company's liability for current tax is calculated using tax rates that have been enacted or substantively enacted by the end of the reporting period.

Deferred tax

Deferred tax is recognised using the balance sheet approach on temporary differences between the carrying amounts of assets and liabilities in the financial statements and the corresponding tax bases used in the computation of taxable profit. Deferred tax liabilities are recognised for all taxable temporary differences. Deferred tax assets are recognised for all deductible temporary differences to the extent that it is probable that taxable profits will be available against which those deductible temporary differences can be utilised. Such deferred tax assets and liabilities are not recognised if the temporary difference arises from the initial recognition (other than in a business combination) of assets and liabilities in a transaction that affects neither the taxable profit nor the accounting profit.

Deferred tax liabilities are recognised for taxable temporary differences except where the Company is able to control the reversal of the temporary difference and it is probable that the temporary difference will not reverse in the foreseeable future. Deferred tax assets arising from deductible temporary differences associated

with such investments and interests are only recognised to the extent that it is probable that there will be sufficient taxable profits against which to utilise the benefits of the temporary differences and they are expected to reverse in the foreseeable future.

The carrying amount of deferred tax assets is reviewed at the end of each reporting year and reduced to the extent that it is no longer probable that sufficient taxable profits will be available to allow all or part of the asset to be recovered.

Deferred tax relating to items recognised outside the statement of profit and loss is recognised outside the statement of profit and loss (either in other comprehensive income or in equity). Deferred tax items are recognised in correlation to the underlying transaction either in OCI or directly in equity

Minimum Alternate Tax (MAT) paid in accordance with the tax laws, which gives future economic benefits in the form of adjustment to future income tax liability, is considered as a deferred tax asset if there is convincing evidence that the Company will pay normal income tax. Accordingly, MAT is recognised as an asset in the Balance Sheet when it is probable that future economic benefit associated with it will flow to the Company.

Deferred tax assets and liabilities are measured at the tax rates that are expected to apply in the year in which the liability is settled or the asset realised, based on tax rates (and tax laws) that have been enacted or substantively enacted by the end of the reporting year.



Ennore Coal Terminal Private Limited

Notes to the Financial Statements as at and for the year ended March 31, 2022

Deferred tax assets and deferred tax liabilities are offset if a legally enforceable right exists to set off current tax assets against current tax liabilities and the deferred taxes relate to the same taxable entity and the same taxation authority.

The Company is eligible and claiming tax deduction available under section 80IA of Income Tax Act, 1961 for a period of 10 years out of eligible period of 15 years.

Current and deferred tax for the year

Current and deferred tax are recognised in profit or loss, except when they are relating to items that are recognised in other comprehensive income or directly in equity, in which case, the current and deferred tax are also recognized in other comprehensive income or directly in equity respectively. Where current tax or deferred tax arises from the initial accounting for a business combination, the tax effect is included in the accounting for the business combination.

Deferred tax assets and liabilities are offset when they relate to income taxes levied by the same taxation authority and the relevant entity intends to settle its current tax assets and liabilities on a net basis.

1.10 Property, Plant and Equipment

Property, plant and equipment are measured at acquisition cost less accumulated depreciation and accumulated impairment losses. Costs directly attributable to acquisition are capitalized until the property, plant and equipment are ready for use, as intended by Management. The Company depreciates property, plant and equipment over their estimated useful lives using the straight-line method as prescribed under Part C of schedule II of the Companies Act, 2013 except for the assets mentioned below for which useful life estimated by the management. The Identified components of fixed assets are depreciated over their useful lives and the remaining components are depreciated over the life of the principal assets.

Depreciation commences when the assets are ready for their intended use. Depreciable amount for assets is the cost of an asset, or other amount substituted for cost, less its estimated residual value. Depreciation is recognized so as to write off the cost of assets (other than freehold land and properties under construction) less their residual values over their useful lives, using straight-line method as per the useful lives and residual value prescribed in Schedule II to the Act except in case of the following class of assets wherein useful lives are determined based on technical assessment made by a technical expert engaged by the management taking into account the nature of assets, the estimated usage of assets, the operating conditions of the assets, anticipated technological changes, in order to reflect the actual usage.



Ennore Coal Terminal Private Limited

Notes to the Financial Statements as at and for the year ended March 31, 2022

The Company has estimated the following useful lives to provide depreciation on its certain fixed assets based on assessment made by experts and management estimates.

Assets	Estimated useful lives
Building	Till 13-09-2036
Plant and Machinery	Till 13-09-2036
Office equipment	5 Years
Computer equipment	3 Years
Furniture and fixtures	5 Years
Vehicles	3/6 Years

Freehold land is not depreciated and Leasehold land is amortized over the period of lease.

The cost of property, plant and equipment comprises its purchase price net of any trade discounts and rebates, any import duties and other taxes (other than those subsequently recoverable from the tax authorities), any directly attributable expenditure on making the asset ready for its intended use, including relevant borrowing costs for qualifying assets and any expected costs of decommissioning. Expenditure incurred after the property, plant and equipment have been put into operation, such as repairs and maintenance, are charged to the Statement of Profit and Loss in the period in which the costs are incurred.

Cost of major inspection/overhauling is recognised in the carrying amount of the item of property, plant and equipment as a replacement if the recognition criteria are satisfied. Any remaining carrying amount of the cost of the previous inspection/overhauling (as distinct from physical parts) is de-recognised.

An item of property, plant and equipment is derecognised upon disposal or when no future economic benefits are expected to arise from the continued use of the asset. Any gain or loss arising on the disposal or retirement of an item of property, plant and equipment is determined as the difference between the sales proceeds and the carrying amount of the asset and is recognized in Statement of Profit and Loss.

Assets in the course of construction are capitalised in the assets under construction account. At the point when an asset is operating at management's intended use, the cost of construction is transferred to the appropriate category of property, plant and equipment and depreciation commences.

Advances paid towards the acquisition of property, plant and equipment outstanding at each Balance Sheet date is classified as capital advances under other non-current assets and the cost of assets not put to use before such date are disclosed under 'Capital work-in-progress'. Subsequent expenditures relating to property, plant and equipment is capitalized only when it is probable that future economic benefits associated with these will flow to the Company and the cost of the item can be measured reliably. Repairs and maintenance costs are recognized in net profit in the



Ennore Coal Terminal Private Limited

Notes to the Financial Statements as at and for the year ended March 31, 2022

Statement of Profit and Loss when incurred. The cost and related accumulated depreciation are eliminated from the financial statements upon sale or retirement of the asset and the resultant gains or losses are recognized in the Statement of Profit and Loss. Assets to be disposed-off are reported at the lower of the carrying value or the fair value less cost to sell.

The residual values, useful lives and methods of depreciation of property, plant and equipment are reviewed at each financial year end and adjusted prospectively, if appropriate.

Borrowing cost relating to acquisition / construction of Property, Plant and Equipment which take substantial period of time to get ready for its intended use are also included to the extent they relate to the period till such assets are ready to be put to use

The Company has policy to expense out the assets which is acquired during the year and value of such assets is below ` 5000.

Where an obligation (legal or constructive) exists to dismantle or remove an asset or restore a site to its former condition at the end of its useful life, the present value of the estimated cost of dismantling, removing or restoring the site is capitalized along with the cost of acquisition or construction upon completion and a corresponding liability is recognised.

When significant parts of property, plant and equipment are required to be replaced at intervals, the Company depreciates them separately based on their specific useful lives.

Major overhaul costs are depreciated over the estimated life of the economic benefit derived from the overhaul. The carrying amount of the remaining previous overhaul cost is charged to the Statement of Profit and Loss if the next overhaul is undertaken earlier than the previously estimated life of the economic benefit

1.11 Impairment of Non-Financial assets

At the end of each reporting period, the Company reviews the carrying amounts of its tangible and intangible assets to determine whether there is any indication that those assets have suffered an impairment loss. If any such indication exists, the recoverable amount of the asset is estimated in order to determine the extent of the impairment loss (if any). Where it is not possible to estimate the recoverable amount of an individual asset, the Company estimates the recoverable amount of the cash-generating unit to which the asset belongs. Where a reasonable and consistent basis of allocation can be identified, corporate assets are also allocated to individual cash-generating units, or otherwise they are allocated to the smallest Company of cash-generating units for which a reasonable and consistent allocation basis can be identified.

Intangible assets with indefinite useful lives and intangible assets not yet available for use are tested for impairment at least annually, and whenever there is an indication that the asset may be impaired.



Ennore Coal Terminal Private Limited

Notes to the Financial Statements as at and for the year ended March 31, 2022

Recoverable amount is the higher of fair value less costs to sell and value in use. In assessing value in use, the estimated future cash flows are discounted to their present value using a pre-tax discount rate that reflects current market assessments of the time value of money and the risks specific to the asset for which the estimates of future cash flows have not been adjusted.

If the recoverable amount of an asset (or cash-generating unit) is estimated to be less than its carrying amount, the carrying amount of the asset (or cash-generating unit) is reduced to its recoverable amount. An impairment loss is recognised immediately in the Statement of Profit and Loss, unless the relevant asset is carried at a revalued amount, in which case the impairment loss is treated as a revaluation decrease to the extent of revaluation reserve.

Any reversal of the previously recognised impairment loss is limited to the extent that the asset's carrying amount does not exceed the carrying amount that would have been determined if no impairment loss had previously been recognised.

1.12 Inventories

Consumables, construction materials and stores and spares are valued at lower of cost and net realizable value. Obsolete, defective, unserviceable and slow/ non-moving stocks are duly provided for. Cost is determined by the weighted average cost method. Net Realizable Value in respect of stores and spares is the estimated current procurement price in the ordinary course of the business. Cost of inventories includes cost of purchase price, cost of conversion and other cost incurred in bringing the inventories to their present location and condition.

1.13 Fair Value Measurement

The Company measures financial instruments at fair value in accordance with accounting policies at each reporting date. Fair value is the price that would be received to sell an asset or paid to transfer a liability in an orderly transaction between market participants at the measurement date. The fair value measurement is based on the presumption that the transaction to sell the asset or transfer the liability takes place either:

- In the principal market for the asset or liability, or
- In the absence of a principal market, in the most advantageous market for the asset or liability.

The principal or the most advantageous market must be accessible by the Company.

The fair value of asset or a liability is measured using the assumptions that market participants would use in pricing the asset or liability, assuming that market participant at in their economic best interest.

A fair value measurement of a non-financing asset takes into account a market participant's ability to generate economic benefit by using the asset in its highest and best use or by selling it to another market participant that would use the asset in its highest and best use.



Ennore Coal Terminal Private Limited

Notes to the Financial Statements as at and for the year ended March 31, 2022

The Company uses valuation techniques that are appropriate in the circumstances and for which sufficient data are available to measure fair value, maximizing the use of relevant observable inputs and minimizing the use of unobservable inputs.

All assets and liabilities for which fair value is measured or disclosed in the Financial statements are categorized within the fair value hierarchy, described as follows, based on the lowest level input that is significant to the fair value measurement as a whole:

- Level 1 — Quoted (unadjusted) market prices in active markets for identical assets or liabilities
- Level 2 — Valuation techniques for which the lowest level input that is significant to the fair value measurement is directly or indirectly observable
- Level 3 — Valuation techniques for which the lowest level input that is significant to the fair value measurement is unobservable

For assets and liabilities that are recognized in the Balance Sheet on a recurring basis, the Company determines whether transfers have occurred between levels in the hierarchy by re-assessing categorization (based on the lowest level input that is significant to the fair value measurement as a whole) at the end of each reporting period.

1.14 Financial instruments

Financial instrument is any contract that gives rise to a financial asset of one entity and a financial liability or equity instrument of another entity.

Financial assets and financial liabilities are recognised when the Company becomes a party to the contractual provisions of the instruments.

Financial assets and financial liabilities are initially measured at fair value. Transaction costs that are directly attributable to the acquisition or issue of financial assets and financial liabilities (other than financial assets and financial liabilities at fair value through Statement of Profit and Loss (FVTPL)) are added to or deducted from the fair value of the financial assets or financial liabilities, as appropriate, on initial recognition. Transaction costs directly attributable to the acquisition of financial assets or financial liabilities at fair value through profit and loss are recognised immediately in Statement of Profit and Loss.

a) Investment in subsidiaries, associate and joint venture:

The Company has accounted for its investments in associate at cost.

b) Investments and other financial assets:

Classification

The Company classifies its financial assets in the following measurement categories:



Ennore Coal Terminal Private Limited

Notes to the Financial Statements as at and for the year ended March 31, 2022

- i) those to be measured subsequently at fair value (either through other comprehensive income, or through profit or loss), and
- ii) those measured at amortized cost.

A financial asset is measured at amortised cost if it meets both of the following conditions and is not designated at FVTPL:

- i) The asset is held within a business model whose objective is to hold assets to collect contractual cash flows; and
- ii) The contractual terms of the financial asset give rise on specified dates to cash flows that are solely payments of principal and interest on the principal amount outstanding.

The classification depends on the Company's business model for managing the financial assets and the contractual terms of the cash flows.

For assets measured at fair value, gains and losses will either be recorded in profit or loss or other comprehensive income. For investments in debt instruments, this will depend on the business model in which the investment is held. For investments in equity instruments, this will depend on whether the Company has made an irrevocable election at the time of initial recognition to account for the equity investment at fair value through other comprehensive income. The Company makes such election on an instrument-by-instrument basis. The classification is made on initial recognition and is irrevocable.

All equity investments in scope of Ind AS 109 are measured at fair value. Equity instruments which are held for trading and contingent consideration recognised by an acquirer in a business combination to which Ind AS 103 applies are classified as at FVTPL. If the Company decides to classify an equity instrument as at FVTOCI, then all fair value changes on the instrument, excluding dividends, are recognised in the OCI. There is no recycling of the amounts from OCI to Statement of Profit and Loss, even on sale of investment. However, the Company may transfer the cumulative gain or loss within equity.

Initial recognition and measurement

Financial assets are recognised when the Company becomes a party to the contractual provisions of the instrument. Financial assets are recognised initially at fair value plus, in the case of financial assets not recorded at fair value through profit or loss, transaction costs that are attributable to the acquisition or issue of the financial asset. Transaction costs of financial assets carried at fair value through profit or loss are expensed in the Statement of Profit and Loss. Purchases and sales of financial assets are recognised on the trade date, which is the date on which the Company becomes a party to the contractual provisions of the instrument.

In addition, on initial recognition, the Company may irrevocably designate a financial asset that otherwise meets the requirements to be measured at amortised cost or at FVTOCI as at FVTPL if doing so eliminates or significantly reduces an accounting mismatch that would otherwise arise.



Ennore Coal Terminal Private Limited

Notes to the Financial Statements as at and for the year ended March 31, 2022

Sub-sequent measurement

After initial recognition, financial assets are measured at:

- i) fair value (either through other comprehensive income or through profit or loss) or,
- ii) amortized cost

Debt instruments

Subsequent measurement of debt instruments depends on the business model of the Company for managing the asset and the cash flow characteristics of the asset. There are three measurement categories into which the Company classifies its debt instruments:

Measured at amortised cost: Financial assets that are held within a business model whose objective is to hold financial assets in order to collect contractual cash flows that are solely payments of principal and interest, are subsequently measured at amortised cost using the effective interest rate ('EIR') method less impairment, if any, the amortization of EIR and loss arising from impairment, if any is recognised in the Statement of Profit and Loss.

Measured at fair value through other comprehensive income (FVTOCI): Financial assets that are held within a business model whose objective is achieved by both, selling financial assets and collecting contractual cash flows that are solely payments of principal and interest, are subsequently measured at fair value through other comprehensive income. Debt instruments included within the FVTOCI category are measured initially as well as at each reporting date at fair value. Fair value movements are recognised in the other comprehensive income (OCI). Interest income measured using the EIR method, impairment losses & reversals and foreign exchange gain or loss, if any are recognised in the Statement of Profit and Loss.

Gains or Losses on De-recognition

In case of investment in equity instruments classified as the FVTOCI, the gains or losses on de-recognition are re-classified to retained earnings.

In case of Investments in debt instruments classified as the FVTOCI, the gains or losses on de-recognition are reclassified to statement of Profit and Loss. The cumulative gain or loss previously recognised in OCI is reclassified from the equity to Statement of Profit and Loss. Interest earned whilst holding FVTOCI debt instrument is reported as interest income using the effective interest rate (EIR) method.

Measured at fair value through profit or loss (FVTPL): A financial asset not classified as either amortised cost or FVTOCI, is classified as FVTPL. Such financial assets are measured at fair value with all changes in fair value, including interest income and dividend income if any, recognised as 'other income' in the Statement of Profit and Loss.



Ennore Coal Terminal Private Limited

Notes to the Financial Statements as at and for the year ended March 31, 2022

Dividend on financial assets at FVTPL is recognised when:

- The Company's right to receive the dividends is established;
- It is probable that the economic benefits associated with the dividends will flow to the entity;
- The dividend does not represent a recovery of part of cost of the investment and the amount of dividend can be measured reliably

Gains or Losses on De-recognition

In case of investment in equity instruments classified as the FVTOCI, the gains or losses on de-recognition are re-classified to retained earnings.

In case of Investments in debt instruments classified as the FVTOCI, the gains or losses on de-recognition are reclassified to statement of Profit and Loss.

De-recognition

A financial asset is de-recognised only when

- i) The Company has transferred the rights to receive cash flows from the financial asset or when the contractual rights to the cash flows from the asset expire or
- ii) Retains the contractual rights to receive the cash flows of the financial asset, but assumes a contractual obligation to pay the cash flows to one or more recipients.

Where the entity has transferred an asset, the Company evaluates whether it has transferred substantially all risks and rewards of ownership of the financial asset. In such cases, the financial asset is de-recognised.

Where the entity has not transferred substantially all risks and rewards of ownership of the financial asset, the financial asset is not de-recognised.

Where the entity has neither transferred a financial asset nor retains substantially all risks and rewards of ownership of the financial asset, the financial asset is derecognised if the Company has not retained control of the financial asset. Where the Company retains control of the financial asset, the asset is continued to be recognised to the extent of continuing involvement in the financial asset.

Impairment

The Company applies the expected credit loss model for recognising impairment loss on financial assets measured at amortised cost, debt instruments at FVTOCI, lease receivables, trade receivables, other contractual rights to receive cash or other financial asset, and financial guarantees not designated as at FVTPL.

Expected credit losses are the weighted average of credit losses with the respective risks of default occurring as the weights. Credit loss is the difference between all contractual cash flows that are due to the Company in accordance with the contract and all the cash flows that the



Ennore Coal Terminal Private Limited

Notes to the Financial Statements as at and for the year ended March 31, 2022

Company expects to receive (i.e. all cash shortfalls), discounted at the original effective interest rate (or credit-adjusted effective interest rate for purchased or originated credit-impaired financial assets). The Company estimates cash flows by considering all contractual terms of the financial instrument (for example, prepayment, extension, call and similar options) through the expected life of that financial instrument. The Company measures the loss allowance for a financial instrument at an amount equal to the lifetime expected credit losses if the credit risk on that financial instrument has increased significantly since initial recognition. If the credit risk on a financial instrument has not increased significantly since initial recognition, the Company measures the loss allowance for that financial instrument at an amount equal to 12-month expected credit losses. 12-month expected credit losses are portion of the life-time expected credit losses and represent the lifetime cash shortfalls that will result if default occurs within the 12 months after the reporting date and thus, are not cash shortfalls that are predicted over the next 12 months.

If the Company measured loss allowance for a financial instrument at lifetime expected credit loss model in the previous period, but determines at the end of a reporting period that the credit risk has not increased significantly since initial recognition due to improvement in credit quality as compared to the previous period, the Company again measures the loss allowance based on 12-month expected credit losses.

When making the assessment of whether there has been a significant increase in credit risk since initial recognition, the Company uses the change in the risk of a default occurring over the expected life of the financial instrument instead of the change in the amount of expected credit losses. To make that assessment, the Company compares the risk of a default occurring on the financial instrument as at the reporting date with the risk of a default occurring on the financial instrument as at the date of initial recognition and considers reasonable and supportable information, that is available without undue cost or effort, that is indicative of significant increases in credit risk since initial recognition.

For trade receivables or any contractual right to receive cash or another financial asset that result from transactions that are within the scope of Ind AS 11 and Ind AS 18, the Company always measures the loss allowance at an amount equal to lifetime expected credit losses.

Further, for the purpose of measuring lifetime expected credit loss allowance for trade receivables, the Company has used a practical expedient as permitted under Ind AS 109. This expected credit loss allowance is computed based on a provision matrix which takes into account historical credit loss experience and adjusted for forward-looking information.

The impairment requirements for the recognition and measurement of a loss allowance are equally applied to debt instruments at FVTOCI except that the loss allowance is recognised in other comprehensive income and is not reduced from the carrying amount in the balance sheet.



Ennore Coal Terminal Private Limited

Notes to the Financial Statements as at and for the year ended March 31, 2022

Income from financial assets:

Dividend income from investments is recognised when the shareholder's right to receive payment has been established. Interest income is accrued on a time basis, by reference to the principal outstanding and at the effective interest rate applicable, which is the rate that exactly discounts estimated future cash receipts through the expected life of the financial asset to that asset's net carrying amount on initial recognition. Delayed payment charges are recognised on collection or earlier when there is reasonable certainty to expect ultimate collection.

Income recognition

Effective Interest Method

The effective interest method is a method of calculating the amortised cost of a debt instrument and of allocating interest income over the relevant year. The effective interest rate is the rate that exactly discounts estimated future cash receipts (including all fees and points paid or received that form an integral part of the effective interest rate, transaction costs and other premiums or discounts) through the expected life of the debt instrument, or, where appropriate, a shorter year, to the net carrying amount on initial recognition.

Income is recognised on an effective interest basis for debt instruments other than those financial assets classified as at FVTPL. Interest income is recognised in profit or loss and is included in the 'Other income' line item.

b) Financial liabilities & Equity Instruments

Classification as debt or equity

Debt and equity instruments issued by the Company are classified as either financial liabilities or as equity in accordance with the substance of the contractual arrangements and the definitions of a financial liability and an equity instrument.

Equity Instruments

An equity instrument is any contract that evidences a residual interest in the assets of an entity after deducting all of its liabilities. Equity instruments issued by the Company are recognised at the proceeds received, net of direct issue costs. Repurchase of the Company's own equity instruments is recognised and deducted directly in equity. No gain or loss is recognised in Statement of Profit and Loss on the purchase, sale, issue or cancellation of the Company's own equity instruments.

The Company subsequently measures all investments in equity instruments at fair value. The Management of the Company has elected to present fair value gains and losses on its investment equity instruments in other comprehensive income, and there is no subsequent reclassification of these fair value gains and losses to the Statement of Profit and Loss. Dividends from such



Ennore Coal Terminal Private Limited

Notes to the Financial Statements as at and for the year ended March 31, 2022

investments continue to be recognised in the Statement of Profit and Loss as other income when the Company's right to receive payments is established.

Changes in the fair value of financial assets at fair value through profit or loss are recognised in the Statement of Profit and Loss. Impairment losses (and reversal of impairment losses) on equity investments measured at FVOCI are not reported separately from other changes in fair value.

Financial liabilities

Classification as debt or equity Financial liabilities and equity instruments issued by the Company are classified according to the substance of the contractual arrangements entered into and the definitions of a financial liability and an equity instrument.

Financial liabilities are classified as either financial liabilities 'at FVTPL' or 'other financial liabilities'

Initial recognition and measurement Financial liabilities are recognised when the Company becomes a party to the contractual provisions of the instrument. Financial liabilities are initially measured at fair value.

Financial liabilities designated upon initial recognition at fair value through profit or loss are designated as such at the initial date of recognition, and only if the criteria in Ind AS 109 are satisfied.

Subsequent measurement Financial liabilities are subsequently measured at amortised cost using the effective interest rate method. Financial liabilities carried at fair value through profit or loss are measured at fair value with all changes in fair value recognised in the Statement of Profit and Loss.

De-recognition

A financial liability is derecognized when the obligation specified in the contract is discharged, cancelled or expires. An exchange between a lender of debt instruments with substantially different terms is accounted for as an extinguishment of the original financial liability and the recognition of a new financial liability. Similarly, a substantial modification of the terms of an existing financial liability (whether or not attributable to the financial difficulty of the debtor) is accounted for as an extinguishment of the original financial liability and the recognition of a new financial liability. The difference between the carrying amount of the financial liability derecognised and the consideration paid and payable is recognised in the Statement of Profit or Loss.

Offsetting financial instruments

Financial assets and liabilities are offset and the net amount is reported in the Balance Sheet where there is a legally enforceable right to offset the recognised amounts and there is an intention to settle on a net basis or realise the asset and settle the liability simultaneously. The legally enforceable right must not be contingent on future events and must be enforceable in the



Ennore Coal Terminal Private Limited

Notes to the Financial Statements as at and for the year ended March 31, 2022

normal course of business and in the event of default, insolvency or bankruptcy of the Company or the counterparty.

Reclassification of financial assets

The Company determines classification of financial assets and liabilities on initial recognition. After initial recognition, no reclassification is made for financial assets which are equity instruments and financial liabilities. For financial assets which are debt instruments, a reclassification is made only if there is a change in the business model for managing those assets. Changes to the business model are expected to be infrequent. The Company's senior management determines change in the business model as a result of external or internal changes which are significant to the Company's operations. Such changes are evident to external parties. A change in the business model occurs when the Company either begins or ceases to perform an activity that is significant to its operations. If the Company reclassifies financial assets, it applies the reclassification prospectively from the reclassification date which is the first day of the immediately next reporting year following the change in business model. The Company does not restate any previously recognised gains, losses (including impairment gains or losses) or interest.

Original classification	Revised classification	Accounting treatment
Amortised cost	FVTPL	Fair value is measured at reclassification date. Difference between previous amortised cost and fair value is recognised in Statement of Profit and Loss.
FVTPL	Amortised Cost	Fair value at reclassification date becomes its new gross carrying amount. EIR is calculated based on the new gross carrying amount.
Amortised cost	FVTOCI	Fair value is measured at reclassification date. Difference between previous amortised cost and fair value is recognised in OCI. No change in EIR due to reclassification.
FVTOCI	Amortised cost	Fair value at reclassification date becomes its new amortised cost carrying amount. However, cumulative gain or loss in OCI is adjusted against fair value. Consequently, the asset is measured as if it had always been measured at amortised cost.
FVTPL	FVTOCI	Fair value at reclassification date becomes its new carrying amount. No other adjustment is required.
FVTOCI	FVTPL	Assets continue to be measured at fair value. Cumulative gain or loss previously recognised in OCI is reclassified to Statement of Profit and Loss at the reclassification date.

1.15 Provisions, Contingent liabilities, Contingent assets and Commitments

A provision is recognised when the Company has a present obligation (legal or constructive), as a result of past events and it is probable that an outflow of resources will be required to settle the obligation in respect of which a reliable estimate can be made.



Ennore Coal Terminal Private Limited

Notes to the Financial Statements as at and for the year ended March 31, 2022

When the Company expects some or all of a provision to be reimbursed, for example, under an insurance contract, the reimbursement is recognized as a separate asset, but only when the reimbursement is virtually certain. The expense relating to a provision is presented in the statement of profit and loss net of any reimbursement.

Provisions (excluding retirement benefits) are not discounted to their present value and are determined based on the best estimate required to settle the obligation at the Balance Sheet date. These are reviewed at each Balance Sheet date and adjusted to reflect the current best estimates.

The amount recognised as a provision is the best estimate of the consideration required to settle the present obligation at the end of the reporting period, taking into account the risks and uncertainties surrounding the obligation. When a provision is measured using the cash flows estimated to settle the present obligation, its carrying amount is the present value of those cash flows (when the effect of the time value of money is material).

When some or all of the economic benefits required to settle a provision are expected to be recovered from a third party, a receivable is recognised as an asset if it is virtually certain that reimbursement will be received and the amount of the receivable can be measured reliably.

If the effect of the time value of money is material, provisions are discounted using a current pre-tax rate that reflects, when appropriate, the risks specific to the liability. When discounting is used, the increase in the provision due to the passage of time is recognized as a finance cost.

Contingent liability is disclosed in the case of:

- a present obligation arising from past events, when it is not probable that an outflow of resources will be required to settle the obligation;
- a present obligation arising from past events, when no reliable estimate is possible
- a possible obligation arising from past events, when the probability of outflow of resources is remote.

Commitments include the amount of purchase order (net of advances) issued to parties for completion of assets.

Onerous Contracts - Present obligations arising under onerous contracts are recognised and measured as provisions. An onerous contract is considered to exist where the Company has a contract under which the unavoidable costs of meeting the obligations under the contract exceed the economic benefits expected to be received from the contract. The unavoidable costs under a contract reflect the least net cost of exiting from the contract, which is the lower of the cost of fulfilling it and any compensation or penalties arising from failure to fulfil it.

A contingent asset is a possible asset that arises from past events and whose existence will be confirmed only by the occurrence or non-occurrence of one or more uncertain future events not



Ennore Coal Terminal Private Limited

Notes to the Financial Statements as at and for the year ended March 31, 2022

wholly within the control of the entity. Commitments are future liabilities for contractual expenditure, classified and disclosed as follows:

- (a) estimated amount of contracts remaining to be executed on capital account and not provided for;
- (b) uncalled liability on shares and other investments partly paid;
- (c) funding related commitment to associate and joint venture companies; and
- (d) other non-cancellable commitments, if any, to the extent they are considered material and relevant in the opinion of management.

Provisions, contingent liabilities, contingent assets and commitments are reviewed at each Balance Sheet date.

1.16 Cash and Cash Equivalents

Cash and short-term deposits in the Balance Sheet comprise cash at banks, cheque on hand, short-term deposits with a maturity of three months or less from the date of acquisition, which are subject to an insignificant risk of changes in value.

For the purpose of the Statement of cash flows, cash and cash equivalent consists of cash and short-term deposits.

1.17 Statement of Cash Flow

Statement of Cash Flows is prepared using the indirect method segregating the cash flows into operating, investing and financing activities. Cash flow from operating activities is reported using indirect method adjusting the net profit for the effects of:

- changes during the period in inventories and operating receivables and payables, transactions of a non-cash nature
- non-cash items such as depreciation, provisions, and unrealised foreign currency gains and losses etc.; and
- all other items for which the cash effects are investing or financing cash flows

Cash and cash equivalents comprise cash at banks and on hand, short-term deposits with an original maturity of three months or less and liquid investments, which are subject to insignificant risk of changes in value.

1.18 Earnings per Equity Share

Basic earnings per share is computed by dividing the profit / (loss) after tax by the weighted average number of equity shares outstanding during the year. The weighted average number of equity shares outstanding during the year is adjusted for treasury shares, bonus issue, bonus element in a rights issue to existing shareholders.



Ennore Coal Terminal Private Limited

Notes to the Financial Statements as at and for the year ended March 31, 2022

Diluted earnings per share is computed by dividing the profit / (loss) after tax as adjusted for dividend, interest and other charges to expense or income (net of any attributable taxes) relating to the dilutive potential equity shares, by the weighted average number of equity shares considered for deriving basic earnings per share and the weighted average number of equity shares which could have been issued on the conversion of all dilutive potential equity shares including the treasury shares held by the Company to satisfy the exercise of the share options by the employees.

1.19 Segment Reporting

The Company is primarily engaged in one business segment, namely developing, operating and maintaining the Ports services, Ports related Infrastructure development activities and development of infrastructure as determined by chief operational decision maker, in accordance with Ind-AS 108 "Operating Segment".

The BOD of the Company has been identified as the Chief Operating decision maker which reviews and assesses the financial performance and makes strategic decisions. Considering the inter relationship of various activities of the business, the chief operational decision maker monitors the operating results of its business segment on overall basis. Segment performance is evaluated based on profit or loss and is measured consistently with profit or loss in the Financial statements. The reporting of segment information is the same as provided to the management for the purpose of the performance assessment and resource allocation to the segments.

1.20 Recent Accounting Pronouncements

The Ministry of Corporate Affairs ("MCA") notifies new standards / amendments under Companies (Indian Accounting Standards) Rules as issued from time to time. On 23rd March, 2022, MCA amended the Companies (Indian Accounting Standards) Amendment Rules, 2022. Key amendments in this notifications are:

- Ind AS 16 | Property, plant and equipment – The amendment clarifies that excess of net sale proceeds of items produced over the cost of testing, if any, shall not be recognised in the profit or loss but deducted from the directly attributable costs considered as part of cost of an item of property, plant, and equipment. The effective date for adoption of this amendment is annual periods beginning on or after 1st April, 2022.
- Ind AS 37 | Provisions, contingent liabilities and contingent assets – The amendment specifies that the 'cost of fulfilling' a contract comprises the 'costs that relate directly to the contract'. Costs that relate directly to a contract can either be incremental costs of fulfilling that contract (examples would be direct labour, materials) or an allocation of other costs that relate directly to fulfilling contracts (an example would be the allocation of the depreciation charge for an item of property, plant and equipment used in fulfilling the contract). The effective date for adoption of this amendment is annual periods beginning on or after 1st April, 2022, although early adoption is permitted.



Ennore Coal Terminal Private Limited

Notes to the Financial Statements as at and for the year ended March 31, 2022

- Ind AS 103 | Business combinations – The amendment adds a new exception in Ind AS 103 for liabilities and contingent liabilities.
- Ind AS 109 | Financial instruments – The amendment clarifies which fees an entity includes when it applies the ‘10%’ test in assessing whether to derecognise a financial liability. An entity includes only fees paid or received between the entity (the borrower) and the lender, including fees paid or received by either the entity or the lender on the other’s behalf.

The Company will evaluate the same to give effect to them as required by law.

1.21 New and amended standards adopted by the Company

There is no new standard notified by Ministry of Corporate Affairs (“MCA”).

1.22 Key sources of Estimation Uncertainty and Critical accounting judgements

The preparation of the Company’s Financial statements requires the management to make judgements, estimates and assumptions that affect the reported amounts of revenues, expenses, assets and liabilities that are not readily apparent from other sources, and the accompanying disclosures, and the disclosure of contingent liabilities. Uncertainty about these assumptions and estimates could result in outcomes that require a material adjustment to the carrying amount of assets or liabilities affected in future periods. The estimates and associated assumptions are based on historical experience and other factors that are considered to be relevant. Actual results may differ from these estimates.

The estimates and underlying assumptions are reviewed on an ongoing basis. Revisions to accounting estimates are recognized in the year in which the estimate is revised if the revision affects only that year, or in the year of the revision and future year, if the revision affects current and future period.

Key Sources of Estimation uncertainty

The key assumptions concerning the future and other key sources of estimation uncertainty at the reporting date, that have a significant risk of causing a material adjustment to the carrying amounts of assets and liabilities within the next financial year, are described below:

Property, plant and equipment

The charge in respect of periodic depreciation is derived after determining an estimate of an asset’s expected useful lives and the expected residual value at the end of its lives. The useful lives and residual values of Company’s assets are determined by Management at the time the asset is acquired and reviewed periodically, including at each financial year end. The lives are based on historical experience with similar assets as well as anticipation of future events, which may impact



Ennore Coal Terminal Private Limited

Notes to the Financial Statements as at and for the year ended March 31, 2022

their life, such as changes in technology. Such lives are dependent upon an assessment of both the technical lives of the assets, and also their likely economic lives based on various internal and external factors including relative efficiency, the operating conditions of the asset, anticipated technological changes, historical trend of plant load factor, historical planned and scheduled maintenance. It is possible that the estimates made based on existing experience are different from the actual outcomes and could cause a material adjustment to the carrying amount of property, plant and equipment.

Taxes

Deferred tax assets are recognized for unused tax losses to the extent that it is probable that taxable profit will be available against which the losses can be utilized. Significant management judgement is required to determine the amount of deferred tax assets that can be recognised, based upon the likely timing and the level of future taxable profits together with future tax planning strategies. The amount of the deferred income tax assets considered realizable, however, could change if estimates of future taxable income changes in the future.

MAT is assessed on book profits adjusted for certain items as compared to the adjustments followed for assessing regular income tax under normal provisions. MAT paid in excess of regular income tax during a year can be set off against regular income taxes within a specified period in which MAT credit arises, subject to the limits prescribed.

Defined benefit plans

The cost of the defined benefit plan and other post-employment benefits and the present value of such obligation are determined using actuarial valuations. An actuarial valuation involves making various assumptions that may differ from actual developments in the future. These include the determination of the discount rate, future salary increases, mortality rates and attrition rate. Due to the complexities involved in the valuation and its long-term nature, a defined benefit obligation is highly sensitive to changes in these assumptions. All assumptions are reviewed at each reporting date.

Fair value measurement of financial instruments

When the fair values of financial assets and financial liabilities recorded in the Balance Sheet cannot be measured based on quoted prices in active markets, their fair value is measured using valuation techniques which involve various judgements and assumptions including the Discounted Cash Flows model. The inputs to these models are taken from observable markets where possible, but where this is not feasible, a degree of judgment is required in establishing fair values. Judgements include consideration of inputs such as liquidity risk, credit risk and volatility.



Ennore Coal Terminal Private Limited

Notes to the Financial Statements as at and for the year ended March 31, 2022

Impairment of financial assets

The impairment provisions for Financial Assets are based on assumptions about risk of default and expected cash loss. The Company uses judgement in making these assumptions and selecting the inputs to the impairment calculation, based on Company's past history, existing market conditions as well as forward looking estimates at the end of each reporting period.

Contingencies

In the normal course of business, contingent liabilities may arise from litigation and other claims against the Company. Potential liabilities that are possible but not probable of crystallising or are very difficult to quantify reliably are treated as contingent liabilities. Such liabilities are disclosed in the notes but are not recognized. The cases which have been determined as remote by the Company are not disclosed.

Contingent assets are neither recognized nor disclosed in the Financial statements unless when an inflow of economic benefits is probable.



ENNORE COAL TERMINAL PRIVATE LIMITED
Notes to Financial Statements as at and for the year ended 31st March, 2022

Particulars	₹ in Lakhs									
	Computer & Softwares	Furniture & fixtures	Office equipment	Plant & Machinery	Building	Railway Sliding	Vehicle	Total		
Cost:-										
Gross carrying value										
As at 1st April 2020	19.49	15.16	137.72	11,132.53	2,267.11	336.84	18.81	13,927.66		
Additions				836.92				836.92		
Disposals/transfers/discard				(133.49)				(133.49)		
As at 31st Mar 2021	19.49	15.16	137.72	11,835.96	2,267.11	336.84	18.81	14,631.10		
Additions	5.64	0.43	2.80	262.09	14.45	-	29.02	314.42		
Disposals/transfers/discard							(11.62)	(11.62)		
As at 31st Mar 2022	25.13	15.59	140.52	12,098.05	2,281.56	336.84	36.21	14,933.90		
Accumulated Depreciation & Impairment:										
As at 1st April 2020	16.74	11.73	115.74	3,170.66	646.04	96.24	12.62	4,069.77		
Depreciation Expenses for the year	0.10	0.16	4.09	1,658.09	324.21	48.12	2.70	2,037.48		
Elimination on disposal/discard				(85.17)				(85.17)		
As at 31st Mar 2021	16.84	11.90	119.83	4,743.58	970.26	144.36	15.32	6,022.08		
Depreciation Expenses for the year	0.51	(0.20)	2.23	682.49	78.36	27.03	4.45	794.88		
Elimination on disposal/discard							(10.70)	(10.70)		
As at 31st Mar 2022	17.35	11.69	122.05	5,426.07	1,048.62	171.40	9.07	6,806.26		
Net carrying value										
As at 1st April 2020	2.76	3.43	21.98	7,961.87	1,621.06	240.60	6.19	9,857.89		
As at 31st Mar 2021	2.65	3.26	17.89	7,092.38	1,296.85	192.48	3.49	8,609.02		
As at 31st Mar 2022	7.78	3.90	18.46	6,671.98	1,232.94	165.45	27.13	8,127.64		

a) Administrative buildings are Constructed on the Leasehold assets

b) No proceedings have been initiated or pending against the company for holding any Binami Property under the Binami Transactions (prohibition) Act 1988 (45 of 1988)

and rules made there under.

Please refer note 45 - For change in classification from Intangible to PPE.



Note 3 :- Capital Work in Progress

₹ in Lakhs

Capital work-in-progress and pre-operative expenditure during construction period (pending allocation) relating to property, plant and equipment -

Particulars	Amount in GWIP as at 31st March, 2022				To be completed in (in case of cost over-runs or timeline delays)					
	< 1 year	1-2 years	2-3 years	> 3 years	Total	< 1 year	1-2 years	2-3 years	> 3 years	Total
Projects in progress:										
Railway Loco weigh bin	13.00				13.00	13.00				13.00
Project Temporarily suspended										
NIL					-					
Total	13.00	-	-	-	13.00	13.00	-	-	-	13.00

Particulars	Amount in GWIP as at 31st March, 2021				To be completed in (in case of cost over-runs or timeline delays)					
	< 1 year	1-2 years	2-3 years	> 3 years	Total	< 1 year	1-2 years	2-3 years	> 3 years	Total
Projects in progress:										
NIL	-				-	-				-
Total	-	-	-	-	-	-	-	-	-	-

Particulars	Amount in GWIP as at 01st April, 2021				To be completed in (in case of cost over-runs or timeline delays)					
	< 1 year	1-2 years	2-3 years	> 3 years	Total	< 1 year	1-2 years	2-3 years	> 3 years	Total
Projects in progress:										
NIL	-				-	-				-
Total	-	-	-	-	-	-	-	-	-	-

1. Foreign exchange loss capitalised during the year was Nil (PY NIL)
2. Borrowing cost capitalised during the year was Nil Lakhs (PY ` NIL).
3. Amount transferred to property, plant and equipment during the year NIL (Previous year NIL)



ENNORE COAL TERMINAL PRIVATE LIMITED

Notes to Financial Statements as at and for the year ended 31st March, 2022

NOTE 4 :- Right-of-use assets

Particulars	ROU Asset	Total
Gross carrying value		
As at 1st April, 2020	-	-
Additions	-	-
As at 31st March 2021	-	-
Additions	3,215.59	3,215.59
As at 31st March 2022	3,215.59	3,215.59
Accumulated Depreciation & Impairment:		
As at 1st April, 2020	-	-
Depreciation expenses for the year	-	-
As at 31st March 2021	-	-
Depreciation expenses for the year	208.06	208.06
As at 31st March 2022	208.06	208.06
Net carrying value		
As at 1st April, 2020	-	-
As at 31st March 2021	-	-
As at 31st March 2022	3,007.53	3,007.53



₹ in Lakhs

ENNORE COAL TERMINAL PRIVATE LIMITED

Notes to Financial Statements as at and for the year ended 31st March, 2022

Note 5:- Investment

Particulars	₹ in Lakhs		
	As at 31st March 2022	As at 31st March 2021	As at 01st April 2020
Investments in Equity Instruments (fully paid up)			
Associate - Unquoted	884.26	884.26	884.26
8842600 equity shares having FV of INR 10 each of Mangalore Coal Terminal Private Ltd			
Others - Unquoted			
100 equity shares having FV of INR 10 acquired at INR 470 each of TCP Limited	0.83	0.83	0.83
1,000 equity shares having FV of INR 10 each of Chettinad Paroupakaram Foundation	-	-	0.10
Aggregate amount of unquoted investment	885.09	885.09	885.19
Aggregate amount of impairment in the value of investments	-	-	-

Note 6:- Other Financials Assets

Particulars	₹ in Lakhs					
	As at 31st March 2022		As at 31st March 2021		As at 01st April 2020	
	Non Current	Current	Non Current	Current	Non Current	Current
Deposits	162.35	0.01	173.13	-	175.89	-
Land Lease Security deposit (Discounted as per Ind as 109)	308.46	-	230.65	-	716.13	-
Financial Guarantee Assets.	-	-	-	13.25	-	-
Interest Receivable	-	82.09	-	-	-	8.79
TOTAL	470.81	82.10	403.78	13.25	892.02	8.79

Note 7:- Non current assets - Others

Particulars	₹ in Lakhs		
	As at 31st March 2022	As at 31st March 2021	As at 01st April 2020
Unsecured, considered Good			
Notional Interest Receivable on Lease - Security Deposit	378.57	463.21	-
TOTAL	378.57	463.21	-

NOTE 8:- Inventories

Particulars	₹ in Lakhs		
	As at 31st March 2022	As at 31st March 2021	As at 01st April 2020
Inventories (At cost)			
Stores & spares	1,247.88	1,336.84	1,657.67
TOTAL	1,247.88	1,336.84	1,657.67

Inventory have been pledged as security against certain bank borrowings.

NOTE 9:- Trade Receivables

Particulars	₹ in Lakhs		
	As at 31st March 2022	As at 31st March 2021	As at 01st April 2020
Trade Receivables considered good - unsecured			
- from related party	2,151.90	2,515.85	-
- from others	1,154.15	824.35	2,602.82
Trade Receivables which have significant increase in credit risk			
Considered Doubtful	-	-	-
Less: Allowance for doubtful debts	-	-	-
- Unbilled Revenue	159.65	-	-
TOTAL	3,465.70	3,340.20	2,602.82

Note 1 - Aging of Receivables -

As at 31st March, 2022	₹ in Lakhs			
	Undisputed Trade receivables		Disputed Trade receivables	
	Considered good	Considered doubtful	Considered good	Considered doubtful
Within the credit period	1,685.75	-	-	-
Outstanding for following periods from due date of payment				
Less than 6 months	1,582.75	-	-	-
6 months to 1 year	30.99	-	-	-
1 to 2 years	5.16	-	-	-
2 to 3 years	0.52	-	-	-
More than 3 years	0.88	-	-	-
unbilled	159.65	-	-	-
TOTAL	3,465.70	-	-	-

As at 31st March, 2021	₹ in Lakhs			
	Undisputed Trade receivables		Disputed Trade receivables	
	Considered good	Considered doubtful	Considered good	Considered doubtful
Within the credit period	1,441.80	-	-	-
Outstanding for following periods from due date of payment				
Less than 6 months	1,856.88	-	-	-
6 months to 1 year	39.36	-	-	-
1 to 2 years	-	-	-	-
2 to 3 years	1.29	-	-	-
More than 3 years	0.87	-	-	-
TOTAL	3,340.20	-	-	-



ENNORE COAL TERMINAL PRIVATE LIMITED

Notes to Financial Statements as at and for the year ended 31st March, 2022

As at 01st April, 2020	Undisputed Trade receivables		Disputed Trade receivables	
	Considered good	Considered doubtful	Considered good	Considered doubtful
Within the credit period	1,363.45	-	-	-
Outstanding for following periods from due date of payment				
Less than 6 months	1,189.37	-	-	-
6 months to 1 year	43.79	-	-	-
1 to 2 years	5.21	-	-	-
2 to 3 years	0.92	-	-	-
More than 3 years	0.08	-	-	-
TOTAL	2,602.82	-	-	-

Notes

Note 2 - No trade or other receivable are due from directors or other officers of the Company either severally or jointly with any other person; nor any trade or other receivable are due from firms or private companies in which any director is a partner, a director or a member.

Note 3 - The Company does not generally hold any collateral or other credit enhancements over these balances nor does it have a legal right to offset against any amounts owed by the Company to the counterparty.

Note 4 - Trade Receivables disclosed above include amounts (see below for aged analysis) that are past due at the end of the reporting period for which the Company has not recognised an allowance for doubtful debts because there has not been a significant change in credit quality and the amounts are still considered recoverable.

Note 5 - Refer note no. 33 for details of receivables from related parties

Note 6 - The credit period on rendering of services ranges from 1 to 30 days with or without security.

Note 10:- Cash and cash equivalents

Particulars	₹ In Lakhs		
	As at 31st March 2022	As at 31st March 2021	As at 01st April 2020
Balances with banks:			
In current accounts	959.83	2,441.04	125.91
In Term Deposits with maturity less than 3 months at Inception	2,595.00	975.00	-
Cash on hand	0.01	0.18	0.19
TOTAL	3,554.84	3,416.22	126.10

Note 11:- Bank balances other cash and cash equivalents

Particulars	₹ In Lakhs		
	As at 31st March 2022	As at 31st March 2021	As at 01st April 2020
In term deposits with maturity more than 3 months but less than 12 months at Inception	2,710.34	-	210.00
Deposit with bank held as security against guarantees	-	690.69	383.77
TOTAL	2,710.34	690.69	593.77

Note 12:- Current assets - Others

Particulars	₹ In Lakhs		
	As at 31st March 2022	As at 31st March 2021	As at 01st April 2020
Advance to suppliers other than Capital Expenditure	47.74	99.75	264.40
Balance with Revenue Authorities	129.68	-	-
Indirect tax balances/receivables/credits	250.03	111.76	480.37
Prepaid expenses	187.67	113.76	102.95
TOTAL	615.12	325.27	847.71



ENNORE COAL TERMINAL PRIVATE LIMITED

Notes to Financial Statements as at and for the year ended 31st March, 2022

NOTE 13:- TAXATION

Income tax related to items charged or credited directly to Profit or Loss during the year:

₹ in Lakhs

Particulars	For the year ended 31st March, 2022	For the year ended 31st March, 2021
Current Tax:		
Current Income Tax	208.09	158.42
Tax (credit) under Minimum Alternative Tax		
Current Tax (a)	208.09	158.42
Deferred Tax:		
Relating to origination and reversal of temporary differences		
MAT Credit Availed	(208.09)	(61.45)
Reversal of DTL on measurement due to change in tax rate (Refer note below)	(345.88)	(128.69)
Deferred Tax (b)	(553.97)	(190.14)
Tax provision/(reversal) for earlier years		
Total Expenses reported in the statement of Profit and Loss (a+b)	(345.88)	(31.72)

A reconciliation of Income tax expense applicable to accounting Profit / (Loss) before tax at the statutory Income tax rate to recognised Income tax expense for the year indicated are as follows:

₹ in Lakhs

Particulars	For the year ended 31st March, 2022	For the year ended 31st March, 2021
Profit before tax	1,190.99	227.80
Enacted tax rate in India	26.00%	26.00%
Expected Income tax expense at statutory tax rate	309.66	59.23
Tax allowances and concession		(90.94)
Expenses not deductible in determining taxable profits		
Tax (credit) attributable to prior period	(655.54)	
Temporary differences (Refer table below)*		
Tax expense for the year	(345.88)	(31.71)
Effective income tax rate	-29.04%	-13.92%
Income tax attributable to discontinued operations		
Total	-29.04%	-13.92%

Note 1 - The Company offsets deferred tax assets and liabilities if and only if it has a legally enforceable right to set off current tax assets and current tax liabilities and relates to income taxes levied by the same tax authority.

Note 2 - The Company expects to utilise the MAT credit within a period of 15 years.

Note 3 - There are no Income-tax related legal proceedings which are pending against the Company.

The following table provides the details of Income tax assets and Income tax liabilities as of March 31, 2022 and March 31, 2021:

Note 13A:- Non- Current tax assets (Net)

₹ in Lakhs

Particulars	As at 31st March, 2022	As at 31st March, 2021	As at 01st April, 2020
Income Tax Assets (net of provision for tax of AY 2019-20/2020-21/2021-22)	678.43	279.87	1,198.30
Income Tax Liabilities (net of advance tax, self assessment tax and TDS)			
Total	678.43	279.87	1,198.30

Significant components of deferred tax assets / (liabilities), deductible temporary differences and unused tax losses recognised in the financial statements are as follows:

Note 13B:- Deferred tax assets (Net)

₹ in Lakhs

Particulars	As at 31st March, 2021	Recognised in profit and loss	Recognised in / reclassified from other comprehensive Income	As at 31st March, 2022
Deferred tax assets:				
Property, plant and equipment and Intangible assets	291.05	(171.00)		120.04
Investment				
Unused tax losses		399.59		399.59
Provision for employee benefits				
MAT credit entitlement				
Others		935.20		935.20
Total	291.05	1,163.79		1,454.83
Deferred tax liabilities:				
Property, plant and equipment and Intangible assets				
Investment				
Provision for employee benefits	(35.23)	62.50	(6.72)	20.55
Others		(880.40)		(880.40)
Total	(35.23)	(817.90)	(6.72)	(859.85)
Total	255.82	345.89	(6.72)	594.99



ENNORE COAL TERMINAL PRIVATE LIMITED

Notes to Financial Statements as at and for the year ended 31st March, 2022

₹ In Lakhs

Particulars	As at 31st March, 2020	Recognised in profit and loss	Recognised in / reclassified from other comprehensive income	As at 31st March, 2021
Deferred tax assets:				
Property, plant and equipment and intangible assets	162.37	128.68	-	291.05
Investment	-	-	-	-
Unused tax losses	-	-	-	-
Provision for employee benefits	-	-	-	-
MAT credit entitlement	-	-	-	-
Others	-	-	-	-
Total	162.37	128.68	-	291.05
Deferred tax liabilities:				
Property, plant and equipment and intangible assets	-	-	-	-
Investment	-	-	-	-
Provision for employee benefits	-	-	(35.23)	(35.23)
Others	-	-	-	-
Total	-	-	(35.23)	(35.23)
Total	162.37	128.68	(35.23)	255.82

Movement in MAT credit entitlement

Particulars	As at 31st March, 2021	Availed during the year	Utilised during the year	As at 31st March, 2022
MAT Credit (grouped with defer tax assets in balance sheet)	668.16	208.09		876.25

Movement in MAT credit entitlement

Particulars	As at 31st March, 2020	Availed during the year	Utilised during the year	As at 31st March, 2021
MAT Credit (grouped with defer tax assets in balance sheet)	606.71	61.45		668.16

Details of deferred tax assets not recognised

Unrecognised deferred tax assets relate primarily to business losses and deduction u/s 35AD which do not qualify for recognition based on reasonable certainty as per the Expiry schedule of deferred tax assets not recognised is as under:

₹ In Lakhs

Particulars	As at 31st March, 2022	As at 31st March, 2021
< 1 year	-	-
>1 year to 5 years	-	-
> 5 years to 10 years	-	-
> 10 years	-	-



ENNORE COAL TERMINAL PRIVATE LIMITED
Notes to Financial Statements as at end for the year ended 31st March 2022

Note 14 :- Share Capital

₹ In Lakhs

Particulars	As at	As at	As at
	31st March 2022	31st March 2021	01st April 2020
Authorised: 6,20,00,000 Equity shares of ₹ 10 each	6,200.00	6,200.00	6,200.00
	6,200.00	6,200.00	6,200.00
Issued, subscribed and paid-up: 6,00,14,746 Equity shares of ₹ 10 each, fully paid up.	6,001.47	6,001.47	6,001.47
Total	6,001.47	6,001.47	6,001.47

(a) Reconciliation of the number of the shares outstanding at the beginning and at the end of the year:

Issued subscribed and paid up share capital	As at 31st March 2022		As at 31st March 2021		As at 01st April 2020	
	No. of Shares	Amounts	No. of Shares	Amounts	No. of Shares	Amounts
Balance at the beginning of the year	6,00,14,746	6,001.47	6,00,14,746	6,001.47	6,00,14,746	6,001.47
Add: Shares issued during the year	-	-	-	-	-	-
Balance at the end of the year	6,00,14,746	6,001.47	6,00,14,746	6,001.47	6,00,14,746	6,001.47

(b) Rights, preferences and restrictions attached to equity shares:

The Company has one class of share capital, i.e., equity shares having face value of ₹ 10 per share. Each holder of equity share is entitled to one vote per share. In the event of liquidation, the equity shareholders are eligible to receive the remaining assets of the Company after distribution of all preferential amounts, in proportion to their shareholding.

(c) Details of shareholders holding more than 5 % shares in the Company:

Name of the Shareholder	As at 31st March 2022		As at 31st March 2021	
	No. of shares	% holding in the class	No. of Shares	% holding in the class
1. Southern Bulk Terminal Pvt Ltd along with its nominee shareholder	6,00,14,746	100.00	6,00,14,746	100.00
Total	6,00,14,746	100.00	6,00,14,746	100.00

(d) Details of shares held by promoters and promoter group at the end of year:

Particulars	As at 31st March 2022		As at 31st March 2021	
	No. Of Shares	% of Total Shares	No. Of Shares	% of Total Shares
No. of shares at the beginning of the year				
Southern Bulk Terminals Private Limited (Formerly known as Chettinad builders Pvt Ltd)	6,00,14,746	100%	6,00,14,746	100%
Total	6,00,14,746	100.00%	6,00,14,746	100.00%
Changes during the year	-	-	-	0.0%
No. of shares at the end of the year				
Southern Bulk Terminals Private Limited (Formerly known as Chettinad builders Pvt Ltd)	6,00,14,746	100%	6,00,14,746	100%
Total	6,00,14,746	100%	6,00,14,746	100%

(e) There are no shares reserved for issue under options and contracts / commitments for the sale of shares / disinvestment.

(f) There are no bonus shares issued during the period of five years immediately preceding the reporting date.

(g) There are no shares allotted as fully paid - up pursuant to contracts without payment being received in cash during the period of five years immediately preceding the date of the balance sheet.

(h) Share allotted by company for consideration other than cash- Nil



ENNORE COAL TERMINAL PRIVATE LIMITED
Notes to Financial Statements as at and for the year ended 31st March 2022

Note 15:-Other equity

₹ In Lakhs

Particulars	Retained Earnings	Capital Reserve	Total equity attributable to equity holders of the Company
Balance as at 1st April, 2021	(217.60)	-	(217.60)
Profit for the year	1,536.87	-	1,536.87
Other comprehensive Income for the year			
-Remeasurements gain on defined benefit plans (net of tax)	16.77	-	16.77
Balance as at 31st March 2022	1,336.04	-	1,336.04

₹ In Lakhs

Particulars	Retained Earnings	Capital Reserve	Total equity attributable to equity holders of the Company
Balance as at 1st April, 2020	(588.00)	-	(588.00)
Profit for the year	259.49	-	259.49
Other comprehensive Income for the year			
Remeasurements gain on defined benefit plans (net of tax)	100.27	-	100.27
Adjustments regarding notional interest on lease security deposit relating to previous year	(11.51)	-	(11.51)
Adjustments due to recognition of financial guarantee asset & unearned financial guarantee fee ** see note below	22.15	-	22.15
Balance as at 31st March 2021	(217.60)	-	(217.60)

****Note:** The notional charge of Rs.22.15 lakhs on the financial guarantee asset is shown as adjustment to Other Equity under Retained Earnings. This item arose out of the corporate guarantee issued for loan taken by the Company.

Nature and purpose of reserves:

(1) Retained Earnings:

Retained earnings are the profits that Company has earned till date, less any transfers to general reserve, dividends or other distributions paid to shareholders. Retained earnings includes re-measurement loss/(gain) on defined benefit plans, net of taxes that will not be reclassified to Statement of Profit and Loss. Retained earnings are free reserves available to the Company.



ENKORE COAL TERMINAL PRIVATE LIMITED
Notes to Financial Statements as at and for the year ended 31st March, 2022

Note: 16. Borrowings (At amortised cost)

Particulars	As at 31st March 2022		As at 31st March 2021		As at 01st April 2020	
	Non Current	Current	Non Current	Current	Non Current	Current
Secured	-	-	10,105.05	825.00	-	-
Unsecured Debentures*	10,947.00	-	-	-	-	-
Unsecured	-	-	-	-	-	-
Total	10,947.00	-	10,105.05	825.00	11,025.96	11,025.96

*10,947 Non Convertible unsecured Debentures issued @ 1,00,000 Each

Note 16.1 Nature of Security and Terms of Repayment

Lender	As at 31st March 2022		As at 31st March 2021		As at 01st April 2020		Rate of Interest	As at 31st March 2021	As at 01st April 2020	Nature of Security	Repayment terms
	Non Current	Current	Non Current	Current	Non Current	Current					
Non Convertible unsecured Debentures issued to JSW Jagdish Port Ltd	10,947.00	-	-	-	-	-	9.67%	-	-	Investment in equity share of respondent over entire movable fixed assets (including capital work in progress), including all port assets, all the rights, title, interest, benefits, claims and demands whatsoever of the Borrower with respect to concession agreements entered with Port Authorities, current asset and non-current assets (excluding investments and immovable fixed assets), raw materials, stock in progress, finished goods, stores & spares, and book debts (including all loans & advances provided), operating cash flows, receivables, commissions, revenue of whatsoever nature both present & future, of the Ennore Coal Terminal.	10Ys - Payable at redemption
Loan from Industrial Bank	-	-	10,105.05	825.00	-	-	9.95%	-	-	Repayable in 30 structured quarterly installments, starting from Aug-2021.	Renewable every 13 months
Inter-Corporate Deposits	-	-	-	-	-	11,025.96	-	-	7%	Unsecured	-

Reconciliation of the borrowings outstanding at the beginning and end of the year:

Particulars	As at 31st March 2021	Cash Flows	Non-cash changes	As at 31st March 2022
			Foreign exchange movement	Fair value changes
Non-current Borrowings	10,105.05	841.95	-	10,947.00
Current Borrowings	825.00	(825.00)	-	-
Total liabilities from Financing Activities	10,930.05	16.95	-	10,947.00

Particulars	As at 01st April 2020	Cash Flows	Non-cash changes	As at 31st March 2021
			Foreign exchange movement	Fair value changes
Non-current Borrowings	11,025.96	(920.31)	-	10,105.05
Current Borrowings	-	825.00	-	825.00
Total liabilities from Financing Activities	11,025.96	(95.31)	-	10,930.05



Note 17:- Lease Liabilities

Particulars	As at 31st March, 2022		As at 31st March, 2021		As at 01st April 2020	
	Non Current	Current	Non Current	Current	Non Current	Current
Lease Liabilities	3,173.52	15.73	-	-	-	-
Total	3,173.52	15.73	-	-	-	-

As Lessee

The Company has taken Lease on lease and recognised lease liabilities in respect of these assets. Reconciliation of the lease liabilities is as below:

Particulars	₹ in Lakhs		
	As at 31st March, 2022	As at 31st March, 2021	As at 01st April 2020
Balance as at the beginning of the year	-	-	-
Lease liabilities recognised during the year	3,190.11	-	-
Interest expense on lease liabilities	295.08	-	-
Payment during the year	(295.94)	-	-
Deferred interest income	-	-	-
Balance as at the end of the year	3,189.25	-	-
Disclosed as:			
Current	15.73	-	-
Non-current	3,173.52	-	-

The amount recognised in the statement of profit and loss is as below:

Particulars	₹ in Lakhs		
	As at 31st March, 2022	As at 31st March, 2021	As at 01st April 2020
Depreciation expense of Right-of-Use Assets	208.06	-	-
Interest expense on Lease Obligation	295.08	-	-
Total amounts recognised in Profit or Loss	503.14	-	-

The agreement is executed on non-cancellable basis for a period of 30 Years, Which are renewable on expiry with mutual consent.

The minimum lease rentals and the present value of minimum lease payments in respect of right of use assets acquired under leases are as follows:

Particulars	₹ in Lakhs		
	As at 31st March, 2022	As at 31st March, 2021	As at 01st April 2020
Not Later than 1 year	310.74	-	-
Later than 1 year and not later than 5 years	1,406.29	-	-
Later than 5 years	4,648.16	-	-
Total minimum lease payment	6,365.19	-	-
Less: Amounts representing finance charges	-	-	-
Present value of minimum lease receivables	6,365.19	-	-

Short Term & Low Value Leases:

The company applies the short-term lease recognition exemption and recognise payments on short-term leases and leases of low-value assets as expense on a straight-line basis over the lease term. During the year(21-22) or previous year (20-21) there is no short term or low value lease paid by the company.

Note 18:- Provisions

Particulars	₹ in Lakhs		
	As at 31st March 2022	As at 31st March 2021	As at 01st April 2020
Non Current Provisions			
Provision for gratuity (Refer Note 35)	11.14	31.89	63.51
Provision for leave encashment (Refer Note 35)	41.98	44.83	109.28
Total	53.12	76.66	172.79

Note 19:- Current financial liabilities - Trade payables

Particulars	₹ in Lakhs		
	As at 31st March 2022	As at 31st March 2021	As at 01st April 2020
Total outstanding			
Total outstanding, due of micro and small enterprises (refer note 19.1)	24.64	23.97	2.51
Total outstanding, due of creditors other than micro and small enterprises	2,798.93	2,639.48	1,598.88
Total	2,823.57	2,663.45	1,601.39

Payables are normally settled within 1 to 180 days

Aging of Payables:

As at 31st March, 2022	₹ in Lakhs			
	Undisputed Trade receivables		Disputed Trade receivables	
	MSME	Others	MSME	Others
Within the credit period	24.64	2,027.58	-	-
Outstanding for following periods from due date of payment				
Less than 6 months	-	348.50	-	-
6 months to 1 year	-	19.82	-	-
1 to 2 years	-	138.98	-	-
2 to 3 years	-	142.82	-	-
More than 3 years	-	-	-	-
Unbilled Expenses	-	120.82	-	-
Total	24.64	2,798.93	-	-

As at 31st March, 2021	₹ in Lakhs			
	Undisputed Trade receivables		Disputed Trade receivables	
	MSME	Others	MSME	Others
Within the credit period	23.97	1,948.87	-	-
Outstanding for following periods from due date of payment				
Less than 6 months	-	431.13	-	-
6 months to 1 year	-	87.22	-	-
1 to 2 years	-	25.34	-	-
2 to 3 years	-	10.07	-	-
More than 3 years	-	137.05	-	-
Unbilled Expenses	-	-	-	-
Total	23.97	2,639.48	-	-

As at 01st April, 2020	₹ in Lakhs			
	Undisputed Trade receivables		Disputed Trade receivables	
	MSME	Others	MSME	Others
Within the credit period	2.51	1,191.49	-	-
Outstanding for following periods from due date of payment				
Less than 6 months	-	89.38	-	-
6 months to 1 year	-	4.31	-	-
1 to 2 years	-	12.70	-	-
2 to 3 years	-	2.21	-	-
More than 3 years	-	318.80	-	-
Unbilled Expenses	-	-	-	-
Total	2.51	1,598.88	-	-



ENNORE COAL TERMINAL PRIVATE LIMITED
Notes to Financial Statements as at and for the year ended 31st March, 2022

Note 19.1:- Disclosure related to Micro and Small Enterprises:

Particulars	₹ in Lakhs		
	As at 31st March 2022	As at 31st March 2021	As at 01st April 2020
1.Principal amount outstanding	24.50	23.97	2.51
2.Principal amount due and remaining unpaid			
3.Interest due on above and the unpaid Interest	0.14	-	-
4.Interest paid on all delayed payment under the MSMED Act			
5.Payment made beyond the appointed day during the year			
6.Interest due and payable for the period of delay otherthan 4 above			
7.Interest accrued and remaining unpaid	0.14	-	-
8.Amount of further interest remaining due and payable in succeeding years			

Note 20:- Other financial liabilities (At amortised cost)

Particulars	₹ in Lakhs		
	As at 31st March 2022	As at 31st March 2021	As at 01st April 2020
NCD Interest payable	-	-	351.43
Total	-	-	351.43

Note 21:- Other current liabilities

Particulars	₹ in Lakhs		
	As at 31st March 2022	As at 31st March 2021	As at 01st April 2020
Advances from customers	320.00	461.21	57.24
Freight Charges Received in advance	852.79	354.60	125.66
Insurance Claim Refundable	658.56	-	-
Statutory liabilities	391.32	247.76	539.00
Other Payables	109.28	136.55	99.85
Total	2,331.95	1,200.12	821.74

Note 22:- Provisions

Particulars	₹ in Lakhs		
	As at 31st March 2022	As at 31st March 2021	As at 01st April 2020
Current Provision:			
Provision for gratuity (Refer Note 35)	24.73	31.89	32.55
Provision for leave encashment (Refer Note 35)	1.15	1.43	20.62
Total	25.88	33.26	53.17



ENNORE COAL TERMINAL PRIVATE LIMITED
Notes to Financial Statements as at and for the year ended 31st March 2022

Note 23:- Revenue from operations

₹ in Lakhs

Particulars	For the year ended 31st March 2022	For the year ended 31st March 2021
Revenue from contracts with customer		
Cargo handling income	18,480.65	12,870.31
Wharfage	4,016.35	2,734.78
Berth Hire charges	3,153.51	1,684.65
Storage income	613.33	508.36
Total	26,263.84	17,798.10

Revenue recognized from Contract liability (Advances from Customers)

₹ in Lakhs

Particulars	For the year ended 31st March, 2022	For the year ended 31st March, 2021
Opening Balance	461.21	57.24
Less: Revenue recognized during the year from balance at the beginning of the year	(461.21)	(57.24)
Add: Advance received during the year not recognized as revenue	320.00	461.21
Closing Balance	320.00	461.21

Contract liability is the Group's obligation to transfer goods or services to a customer for which the Group has received consideration from the customer in advance.

The credit period on rendering of services ranges from 1 to 30 days with or without security.

Movement in unbilled revenue

₹ in Lakhs

Particulars	For the year ended 31st March 2022	For the year ended 31st March 2021
Opening Balance	-	-
Less: Billed during the year	-	-
Add: Unbilled during the year	159.65	-
Closing Balance	159.65	-

Note 24:- Other income

₹ in Lakhs

Particulars	For the year ended 31st March 2022	For the year ended 31st March 2021
Interest income earned on financial assets that are not designated as FVTPL		
Interest Income	190.82	142.96
Sale of Scrap	78.55	72.16
Profit on sale of fixed assets	3.37	-
Notional Interest on lease security deposit	77.81	13.05
Miscellaneous income	1.48	244.75
Total	352.03	472.92



ENNORE COAL TERMINAL PRIVATE LIMITED
Notes to Financial Statements as at and for the year ended 31st March 2022

Note 25:- Operating expenses

₹ in Lakhs

Particulars	For the year ended 31st March 2022	For the year ended 31st March 2021
Cargo handling expenses	2,604.20	823.70
Fuel expenses	762.84	552.69
Repair and maintenance	246.73	221.40
Electricity - Main	1,274.47	785.45
Stores and spares consumed	1,737.76	993.54
Royalty to Kamarajar Port	13,929.71	9,434.65
Licence fee to Kamarajar Port	-	312.45
Other operating expenses	56.62	95.31
Total	20,612.33	13,219.19



ENNORE COAL TERMINAL PRIVATE LIMITED
Notes to Financial Statements as at and for the year ended 31st March 2022

Note 26:-Employees benefits expense

₹ in Lakhs

Particulars	For the year ended 31st March 2022	For the year ended 31st March 2021
Salaries, wages and bonus	1,542.79	1,089.62
Contributions to provident funds and other funds	77.72	70.74
Gratuity & Leave encashment expense (refer note 35)	32.43	41.16
Staff welfare expenses	45.71	38.95
Total	1,698.65	1,240.47

Note 27:- Finance costs

₹ in Lakhs

Particulars	For the year ended 31st March 2022	For the year ended 31st March 2021
Notional Charges on Financial Guarantee Asset	13.25	21.25
Interest on ICD	-	198.77
NCD Interest	1,036.52	-
Interest on Term Loan	31.13	417.14
Amortization of Notional Interest receivable	84.64	23.82
Other borrowing costs	75.50	426.96
Interest on Lease Liability (IND AS116)	269.59	-
Total	1,510.63	1,087.94

Note 28:- Depreciation and amorisation expense

₹ in Lakhs

Particulars	For the year ended 31st March 2022	For the year ended 31st March 2021
Depreciation on Property, Plant and Equipment	794.88	2,079.87
Depreciation on right of use assets	208.06	-
Total	1,002.94	2,079.87

Note 29:- Other expenses

₹ in Lakhs


Particulars	For the year ended 31st March 2022	For the year ended 31st March 2021
Travelling & Conveyance	96.34	79.96
Communication Expenses	3.72	3.70
Repairs & Maintenance	8.14	10.39
Remuneration to auditors (refer note 32)	9.37	9.78
Legal, professional & consultancy charges	97.75	77.75
Insurance	182.52	83.70
Security charges	121.81	103.06
CSR Expenses	21.02	10.44
Postage, Printing & Stationery	3.66	2.57
Rates & Taxes	29.68	11.97
Electricity - Others	-	1.14
Loss on sale of Fixed Asset	-	3.41
Miscellaneous Expenses	26.31	17.91
Total	600.32	415.78



ENNORE COAL TERMINAL PRIVATE LIMITED
Notes to Financial Statements as at and for the year ended 31st March 2022

Note No. 30 - Financial Ratios

Sr. No	Particulars	Numerator	Denominator	For the year ended 31 March 2022	For the year ended 31 March 2021	For the year ended 01 April 2020	Variance (%)	Variance (%)	Change in ratio in excess of 25% compared to preceding year	Change in ratio in excess of 25% compared to preceding year	
1	Current Ratio (in times)	Current Assets	Current Liabilities	2.25	1.93	2.06	16%	-6%			
2	Debt-Equity Ratio (in times)	Total Borrowing (i.e. Non-current borrowings + Current Borrowings)	Total Equity	1.49	1.89	2.04	-21%	-7%			
3	Debt Service Coverage Ratio (in times)	Profit After tax + Non cash Operating Expenses (Depreciation and amortisation expenses + Unrealised Forex Loss / Gain + Loss / Gain on Sale of PPE) + Finance Cost	Interest on Borrowings + Interest on Lease Liabilities + Lease Repayment + Scheduled principal repayments of Borrowings (i.e. excluding prepayments and refinancing of debts) during the year	2.94	2.38	3.72	23%	-36%	Due to decrease in operating profit	Due to increase in loss after tax	
4	Return on Equity Ratio (%)	Net profit after tax	Average Equity	23.43%	4.63%	1.58%	405%	194%	Due to increase in loss after tax		
5	Inventory Turnover (no. of times)	Fuel Cost + Stores & Spares Consumed + Purchase of stock-in-trade	Average Inventory		Not applicable (Service Indisttry)						
6	Debtors Turnover (no. of times)	Revenue from operations	Average Trade Receivables	7.72	5.99	10.65	29%	-44%	Due to Increase in Trade receivable/Increase in Turnover	Due to Decrease in Trade receivable/decrease in Turnover	
7	Payables Turnover (no. of times)	Operating Expenses + Other Expenses	Average Trade payables	7.73	6.39	10.89	21%	-41%	Due to Decrease in Sundry Creditors	Due to Decrease in Sundry Creditors	
8	Net Capital Turnover (in times)	Revenue from operations	Working capital	4.05	4.04	6.97	0%	-42%	Due to increase in Sundry Creditors	Due to increase in Sundry Creditors	
9	Net Profit Margin (%)	Net profit after tax for the year	Revenue from Operations	5.85%	1.46%	0.41%	301%	260%	Due to increase in net loss	Due to increase in net loss	
10	Return on Capital Employed (%)	Profit before tax plus finance cost	Tangible Net worth + Total borrowings + Deferred Tax	4.86%	2.89%	2.36%	69%	22%	Due to increase in loss after tax and borrowing	Due to increase in loss after tax and borrowing	
11	Return on Investment (%)	Earnings from Investment	Average Funds Invested	5.47%	12.65%	4.55%	-57%	178%	Closing Bank Balance as on 31.03 was more. FD not placed during the end of 31.03.21	Closing Bank Balance as on 31.03 was more. FD not placed during the end of 31.03.21	



ENNORE COAL TERMINAL PRIVATE LIMITED
Notes to Financial Statements as at and for the year ended 31st March 2022

Note 31:- Contingent liabilities and commitments

A. Contingent liabilities (to the extent not provided for) :

Particulars	₹ In Lakhs		
	As at 31st March 2022	As at 31st March 2021	As at 01st April 2020
Disputed Service tax liability in respect of Denial of Cenvat Credit - 2014-15	65.82	65.82	65.82
	65.82	65.82	65.82

Notes:

(a) The Company does not expect any reimbursement in respect of the above contingent liabilities.

(b) It is not practicable to estimate the timing of cash outflows, if any, in respect of matters at (a) to (d) above, pending resolution of the arbitration / appellate proceedings.

B. Financial Guarantees : Nil

C. Commitments : Nil

Note 32:- REMUNERATION TO AUDITORS

Particulars	₹ In Lakhs	
	For the year ended 31st March 2022	For the year ended 31st March 2021
Statutory Audit fees	7.50	7.50
Tax Audit fees	1.00	1.50
Others	0.87	0.78
	9.37	9.78



NOTE 33:- DISCLOSURES AS REQUIRED BY INDIAN ACCOUNTING STANDARD (Ind AS) 24 RELATED PARTY DISCLOSURES

In terms of Indian Standard (Ind AS) 24 Related Party Disclosures are as under:

(a) List of Related Parties

Name	Nature of Relation
JSW Infrastructure Pvt Ltd	Ultimate Holding Company (From 13.11.20)
Chettinad Holdings Pvt Ltd	Ultimate Holding Company (till 12.11.20)
Southern Bulk Terminal Pvt Ltd (Formerly known as Chettinad Builders Pvt Ltd)	Immediate Holding Company
JSW Steel Limited	Others
South West Port Ltd	Fellow Subsidiary
Jaigarh Port Ltd	Fellow Subsidiary
JSW Pradip Terminal Pvt Ltd	Fellow Subsidiary
Dharmtar Port Pvt Ltd	Fellow Subsidiary
Ennore Bulk Terminal Pvt Ltd (Formerly known as Chettinad International Bulk Terminal Pvt Ltd)	Fellow Subsidiary
Mangalore Coal Terminal Pvt Ltd (Formerly known as Chettinad mangalore Coal Terminal Pvt Ltd)	Fellow Subsidiary
JSW Cement Limited	Others
JSW Paints Limited	Others
Chettinad Logistics Pvt Ltd	Others
Chettinad Coal Washeries Pvt Ltd	Others
Chettinad Financial Management Services Pvt Ltd	Others
JSW Energy Limited	Others
JSW ISPAT Special Product Limited	Others
JSW Foundation	Others
JSW Minerals Trading Private Limited	Others

Key Managerial Personnel

Name	Nature of Relation
RASHMI RANJAN PATRA	Non Executive Director
ABHISHEK VIJAY	Non Executive Director
MIRAJ MUKESH SHAH	Non Executive Director
Nital Chirag Gandhi	Company Secretary
Gopalakrishnan G	CFO

(b) The following transactions were carried out with the related parties in the ordinary course of business:

₹ In Lakhs

Nature of transaction	For the year ended 31st March 2022	For the year ended 31st March 2021
Purchase of goods and services		
JSW Cement Limited	0.37	-
JSW Paints Limited	17.64	-
Mangalore Coal Terminal Pvt Ltd (Formerly known as Chettinad mangalore Coal Terminal Pvt Ltd)	-	1.79
Chettinad Products and Services Private Limited	-	61.41
JSW Infrastructure Pvt Ltd	1,506.13	-
Total	1,524.14	63.20
Sales of goods and services		
JSW Infrastructure Pvt Ltd	5,511.56	2,301.74
Chettinad Products and Services Private Limited	-	10.05
JSW Steel Limited	-	535.32
Total	5,511.56	2,847.11
Interest Expenses		
Jaigarh Port Ltd	1,036.52	-
Total	1,036.52	-
Corporate Social Responsibility expenses		
JSW Foundation	21.00	2.25
Total	21.00	2.25
Payment of salaries, commission and perquisites to Key Management Personnel		
Nital Chirag Gandhi	1.80	0.60
Gopalakrishnan G	17.64	-
Total	19.44	0.60
Loan Taken		
JSW Infrastructure Pvt Ltd	-	361.15
Mangalore Coal Terminal Pvt Ltd (Formerly known as Chettinad mangalore Coal Terminal Pvt Ltd)	-	20.00
Total	-	381.15
Loan Repaid		
JSW Infrastructure Pvt Ltd	361.15	-
Mangalore Coal Terminal Pvt Ltd (Formerly known as Chettinad mangalore Coal Terminal Pvt Ltd)	-	20.00
Total	361.15	20.00
Loan Given		
Ennore Bulk Terminal Pvt Ltd (Formerly known as Chettinad International Bulk Terminal Pvt Ltd)	-	70.00
Total	-	70.00
Loan Repayment		
Ennore Bulk Terminal Pvt Ltd (Formerly known as Chettinad International Bulk Terminal Pvt Ltd)	-	70.00
Total	-	70.00
Recovery of expenses incurred by us on their behalf		
JSW Steel Limited	13,277.51	7,789.89
South West Port Ltd	36.91	-
JSW Pradip Terminal Pvt Ltd	54.50	-
Dharmtar Port Pvt Ltd	49.35	-
JSW ISPAT Special Product Limited	2,594.05	520.67
Ennore Bulk Terminal Pvt Ltd (Formerly known as Chettinad International Bulk Terminal Pvt Ltd)	12.51	-
Total	16,024.82	8,310.56



ENNORE COAL TERMINAL PRIVATE LIMITED
Notes to Financial Statements as at and for the year ended 31st March 2022

(c) Amount due to / from related parties

₹ in Lakhs

Nature of transaction	As at 31st March 2022	As at 31st March 2021	As at 01st April 2020
Accounts receivable			
Jsw Infrastructure Pvt Ltd	2,114.61	2,476.49	-
Chettinad Logistics Pvt Ltd			9.54
Total	2,114.61	2,476.49	9.54
Accounts Payable			
Jsw Steel Limited	1.80		
Jsw Infrastructure Pvt Ltd	-	361.15	
Chettinad Logistics Pvt Ltd			12.23
Southern Bulk Terminal Pvt Ltd (Formerly known as Chettinad Builders Pvt Ltd)			40.39
Total	1.80	361.15	52.63
Advance received towards reimbursement of Railway freight			
Jsw ISPAT Special Product Limited	2.69	3.34	
Jsw Steel Limited	806.80	351.26	-
Total	809.49	354.60	-
NCD Issued			
Jalgarh Port Ltd	10,947.00	-	-
Total	10,947.00	-	-
Intercompany Deposit received			
Chettinad Holdings Pvt Ltd			5,094.92
Chettinad Coal Washeries Pvt Ltd			1,144.55
Chettinad Financial Management Services Pvt Ltd			794.41
Total	-	-	7,033.88
Payable towards reimbursement of expenses incurred on our behalf			
South West Port Ltd	42.82		
Jsw Pradip Terminal Pvt Ltd	18.15		
Dharmtar Port Pvt Ltd	5.36		
Total	66.33	-	-
Recovery on account of Expenses			
Ennore Bulk Terminal Pvt Ltd (Formerly known as Chettinad International Bulk Terminal Pvt Ltd)	14.77	-	-
Total	14.77	-	-

(d) Compensation of key managerial personnel of the Company

₹ in Lakhs

Particulars	For the year ended 31st March 2022	For the year ended 31st March 2021
Short-term employee benefits*	19.44	0.60
Total compensation paid to key managerial personnel	19.44	0.60

*The above figures does not include provisions for gratuity, group mediclaim, group personal accident and compensated absences as the same is determined at the company level and is not possible to determine for select individuals.

The transactions with related parties are made on terms equivalent to those that prevail in arm's length transactions. This assessment is undertaken each

Terms and Conditions

Sales:

The sales to related parties are made on terms equivalent to those that prevail in arm's length transactions and in the ordinary course of business. Sales transactions are based on prevailing price lists and memorandum of understanding signed with related parties. For the year ended 31st March 2021, the Company has not recorded any impairment of receivables relating to amounts owed by related parties.

Purchases:

The purchases from related parties are made on terms equivalent to those that prevail in arm's length transactions and in the ordinary course of business. Purchase transactions are based on made on normal commercial terms and conditions and market rates.

Loans from related parties:

The Company had taken loans from related parties for business requirement. The loan balances as at 31st March, 2021 was ₹ 1094.7 Lakhs (As on 31st March, 2021 was ₹ 1,094.7 Lakhs/ As on 01st April, 2020 was ₹ 7033.88). These loans are unsecured in nature.

Interest expense:

Interest is charges on loan from related party as per terms of agreement.



NOTE 34:- CORPORATE SOCIAL RESPONSIBILITY (CSR)

As per section 135 of the Companies Act 2013, a company, meeting the applicability threshold, needs to spend at least 2% of its average net profit for the immediately preceding three financial years on corporate social responsibility (CSR) activities. The areas for CSR activities are eradication of hunger and malnutrition, promoting education and culture, healthcare, Ensuring Environmental sustainability, rural development. A CSR committee has been formed by the company as per the Act. The funds were primarily allocated and utilised through the year on these activities which are specified in Schedule VII of the Companies Act, 2013.

Details of Corporate Social Responsibility (CSR) Expenditure

Particulars	₹ in Lakhs	
	For the year ended 31st March 2022	For the year ended 31st March 2021
1. Amount required to be spent by the company during the year	20.66	10.43
2. Amount of expenditure incurred		
(i) Construction / acquisition of assets	-	-
(ii) On purposes other than (i) above	21.02	10.43
3. Shortfall at the end of the year	(0.36)	-
4. Total of previous years shortfall	-	-
5. Reason for shortfall	NA	NA

NOTE 35:- EMPLOYEE BENEFITS

(a) Defined contribution plans:

Retirement Benefits in the form of Provident Fund and National Pension Scheme which are defined contribution schemes are charged to the statement of profit and loss for the period in which the contributions to the respective funds accrue as per relevant rules / statutes.

These contributions are made to respective statutory authority.

Details of amount charged to statement of profit and loss towards defined contribution plans is as below:

Particulars	₹ in Lakhs	
	For the year ended 31st March 2022	For the year ended 31st March 2021
Provident fund	146.15	147.39
National pension scheme	2.40	1.57
	148.55	148.96

(b) Defined benefit plans:

The Company provides for gratuity for employees as per the Payment of Gratuity Act, 1972. The amount of gratuity shall be payable to an employee on the termination of employment after rendering continuous service for not less than five years, or on their superannuation or resignation. However, in case of death of an employee, the minimum period of five years shall not be required. The amount of gratuity payable on retirement / termination is the employee's last drawn basic salary per month computed proportionately for 15 days salary multiplied by the number of years of service completed. The gratuity plan is a funded plan administered by a separate fund that is legally separated from the entity and the Company makes contributions to the insurer (LIC). The Company does not fully fund the liability and maintains the funding from time to time based on estimations of expected

Under the compensated absences plan, leave encashment upto a maximum accumulation of 120 days is payable to all eligible employees on separation from the Company due to death, retirement, superannuation or resignation, at the rate of daily salary.

The Company provides for gratuity, a defined benefit retirement plan covering eligible employees. The Gratuity Plan provides a lump sum payment to vested employees at retirement, death, incapacitation or termination of employment, of an amount equivalent to 15 days' salary for each completed year of service. Vesting occurs upon completion of five continuous years of service in accordance with Indian law.

The Company makes annual contributions to the Life Insurance Corporation, which is funded defined benefit plan for qualifying employees.

These plans typically expose the Company to the following actuarial risks:

Investment Risk:

The present value of the defined benefit plan liability is calculated using a discount rate determined by reference to government bond yields; if the return on plan asset is below this rate, it will create a plan deficit. Currently the plan has a relatively balanced investment in equity securities and debt instruments.

Interest Risk:

A fall in the discount rate, which is linked, to the G-Sec rate will increase the present value of the liability requiring higher provision. A fall in the discount rate generally increases the mark to market value of the assets depending on the duration of asset.

Salary risk:

The present value of the defined benefit plan liability is calculated by reference to the future salaries of plan participants. As such, an increase in the salary of the plan participants will increase the plan's liability.



Asset Liability matching risk:

The plan faces the ALM risk as to the matching cash flow. Since the plan is invested in lines of Rule 101 of Income Tax Rules, 1962, this generally reduces ALM risk.

Mortality risk:

Since the benefits under the plan is not payable for life time and payable till retirement age only, plan does not have any longevity risk

Concentration risk:

Plan is having a concentration risk as all the assets are invested with the insurance company and a default will wipe out all the assets. Although probability of this is very less as insurance companies have to follow regulatory guidelines.

The most recent actuarial valuation of the plan assets and the present value of the defined benefit obligation were carried out at 31st March, 2022 by Kapadia Global Actuaries. The present value of the defined benefit obligation, and the related current service cost and past service cost, were measured using the projected unit credit method.

Gratuity (Funded):

₹ In Lakhs

Particulars	Gratuity		
	As at 31st March, 2022	As at 31st March, 2021	As at 01st April 2020
Change in present value of defined benefit obligation during the year			
Present Value of defined benefit obligation at the beginning of the year	306.37	322.87	168.89
Interest cost	20.50	21.61	12.94
Current service cost	27.90	32.55	105.02
Liability transfer from other Group	-	-	-
Benefits paid	(40.38)	(22.93)	(6.79)
Actuarial changes arising from changes in financial assumptions	(42.61)	-	28.13
Actuarial changes arising from changes in Demographic assumption	2.32	-	-
Actuarial changes arising from changes in experience adjustments	14.85	(47.72)	14.68
Present Value of defined benefit obligation at the end of the year	288.95	306.37	322.87
Change in fair value of plan assets during the year			
Fair value of plan assets at the beginning of the year	246.63	181.04	137.43
Interest income	17.32	13.01	10.53
Contributions paid by the employer	32.81	82.96	37.70
Benefits paid from the fund	(40.38)	(22.93)	(6.79)
Assets transferred in	(1.36)	(9.78)	-
Return on plan assets excluding interest income	(1.95)	2.34	2.16
Fair value of plan assets at the end of the year	253.08	246.63	181.04
Net asset / (liability) recognised in the balance sheet			
Present Value of defined benefit obligation at the end of the year	(288.95)	(306.37)	(322.87)
Fair value of plan assets at the end of the year	253.08	246.63	181.04
Amount recognised in the balance sheet	(35.88)	(59.74)	(141.83)
Net (liability) / asset- current	(24.72)	(27.90)	(32.55)
Net (liability) / asset- non-current	(11.16)	(31.84)	(109.28)
Expenses recognised in the statement of profit and loss for the year			
Current service cost	27.90	32.55	105.02
Interest cost on benefit obligation (net)	3.18	8.60	2.41
Total expenses included in employee benefits expense	31.08	41.15	107.43
Recognised in other comprehensive income for the year			
Actuarial changes arising from changes in demographic assumptions	2.32	-	-
Actuarial changes arising from changes in financial assumptions	(42.61)	-	28.13
Actuarial changes arising from changes in experience adjustments	14.85	(47.72)	14.68
Return on plan assets excluding interest income	1.95	(2.34)	(2.16)
Recognised in other comprehensive income	(23.49)	(50.06)	40.64
Maturity profile of defined benefit obligation			
Within the next 12 months (next annual reporting period)	16.20	14.15	14.84
Between 2 and 5 years	72.10	59.49	68.87
Between 6 and 10 years	157.71	145.33	126.78
11 years and above	NIL	NIL	NIL
Sensitivity Analysis Method:			
Sensitivity analysis is an analysis which will give the movement in liability if the assumptions were not proved to be true on different count. This only signifies the change in the liability if the difference between assumed and the actual is not following the parameters of the sensitivity analysis.			



ENNORE COAL TERMINAL PRIVATE LIMITED
Notes to Financial Statements as at and for the year ended 31st March 2022

Quantitative sensitivity analysis for significant assumption is as below:			
Increase / (decrease) on present value of defined benefits obligation at the end of the year:			
Projected Benefit Obligation on Current Assumptions	288.95	306.37	322.87
0.5% percentage point Increase in discount rate	274.69	289.38	305.06
0.5% percentage point decrease in discount rate	304.38	324.84	342.27
0.5% percentage point increase in rate of salary Increase	299.31	318.37	334.42
0.5% percentage point decrease in rate of salary Increase	276.43	294.17	309.92
0.5% percentage point increase in employee turnover rate	290.08	306.90	323.52
0.5% percentage point decrease in employee turnover rate	287.71	305.88	322.19
Principal actuarial assumptions			
Discount rate	7.23%	6.85%	6.85%
Salary escalation (rate p.a.)	6.00%	7.30%	7.30%
Mortality rate during employment	2006-08	2006-08	2006-08
Mortality post retirement rate	N.A.	N.A.	N.A.
Rate of Employee Turnover	2.00%	3.00% p.a at younger ages reducing to 1.00% p.a at older ages	3.00% p.a at younger ages reducing to 1.00% p.a at older ages

Experience adjustments:

Particulars	₹ In Lakhs					
	2021-22	2020-21	2019-20	2018-19	2017-18	
Defined Benefit Obligation	288.95	306.37	322.86	168.89	135.26	
Plan Assets	253.08	246.63	181.03	137.43	130.36	
Surplus / (Deficit)	(35.88)	(59.74)	(141.83)	(31.46)	(4.90)	
Experience Adjustments on Plan Liabilities - Loss / (Gain)	(14.85)	47.72	14.67	(1.29)	-	
Experience Adjustments on Plan Assets - Loss / (Gain)	1.95	(2.34)	(2.16)	0.23	0.78	

(i) The Company expects to contribute ₹ 38.90 lakhs (PY ₹ 32.81 lakhs) to its gratuity plan for the next year

(ii) In assessing the Company's post retirement liabilities, the Company monitors mortality assumptions and uses up-to-date mortality tables, the base being the Indian assured lives mortality (2006-08) ultimate

(iii) Expected return on plan assets is based on expectation of the average long term rate of return expected on investments of the fund during the estimated term of the obligations after considering several applicable factors such as the composition of plan assets, investment strategy, market scenario, etc.

(iv) The estimates of future salary increase, considered in actuarial valuation, take account of inflation, seniority, promotion and other relevant factors, such as supply and demand in the employment market.

(iv) The discount rate is based on the prevailing market yields of Government of India securities as at the balance sheet date for the estimated term of the obligations.

Compensated Absences

Under the compensated absences plan, leave encashment is payable to all eligible employees on separation from the Company due to death, retirement, superannuation or resignation. Employee are entitled to encash leave while serving in the Company. At the rate of daily salary, as per current accumulation of leave days.

Assumption used in accounting for compensated absences:

Particulars	As at	As at	01st April
	31st March, 2022	31st March, 2021	2020
Present Value of unfunded obligation (₹ in Lakhs)	43.13	46.26	65.65
Expense recognised in Statement of profit and loss (₹ in Lakhs)	2.71	(19.39)	19.07
Discount Rate (p.a)	7.23%	6.85%	6.85%
Salary escalation rate (p.a)	6.00%	7.30%	7.30%



ENNORE COAL TERMINAL PRIVATE LIMITED
Notes to Financial Statements as at and for the year ended 31st March 2022

NOTE 36:- FINANCIAL INSTRUMENTS - ACCOUNTING CLASSIFICATIONS AND FAIR VALUE MEASUREMENTS

Capital risk management

The Company being in a capital intensive industry, its objective is to maintain a strong credit rating, healthy capital ratios and establish a capital structure that would maximise the return to stakeholders through optimum mix of debt and equity.

The Company's capital requirement is mainly to fund its capacity expansion, repayment of principal and interest on its borrowings and strategic acquisitions. The principal source of funding of the Company has been, and is expected to continue to be, cash generated from its operations supplemented by funding from bank borrowings and the capital markets. The Company is not subject to any externally imposed capital requirements.

The Company regularly considers other financing and refinancing opportunities to diversify its debt profile, reduce interest cost and elongate the maturity of its debt portfolio, and closely monitors its judicious allocation amongst competing capital expansion projects and strategic acquisitions, to capture market opportunities at minimum risk.

The Company monitors its capital using gearing ratio, which is net debt, divided to total equity. Net debt includes, interest bearing loans and borrowings less cash and cash equivalents, bank balances other than cash and cash equivalents and current investments.

Particulars	₹ in Lakhs		
	As at 31st March, 2022	As at 31st March, 2021	As at 01st April 2020
Long-term borrowings	10,947.00	10,105.05	11,025.36
Current maturities of long-term debt and finance lease obligations	-	-	-
Short-term borrowings	-	825.00	-
Less: Cash and cash equivalent	3,554.84	3,416.22	126.10
Less: Bank balances other than cash and cash equivalents	2,710.34	690.69	593.77
Less: Current investments	-	-	-
Net debt	4,681.82	6,823.14	10,305.49
Total equity	7,337.51	5,783.87	5,413.47
Gearing ratio	0.64	1.18	1.90

(i) Equity includes all capital and reserves of the Company that are managed as capital.

(ii) Debt is defined as long and short-term borrowings (excluding financial guarantee contracts), as described in notes 16.

Categories of financial instruments

The accounting classification of each category of financial instruments, and their carrying amounts, are set out below:

Particulars	Level	Carrying amount			Fair Value		
		As at 31st March, 2022	As at 31st March, 2021	As at 01st April 2020	As at 31st March, 2022	As at 31st March, 2021	As at 01st April 2020
Financial assets at amortised cost:							
Investments (Non-current)	2	885.09	885.09	885.19	885.09	885.09	
Trade receivables		3,465.70	3,340.20	2,602.82	3,465.70	3,340.20	
Other financial assets (Non-current)	2	470.81	403.78	892.02	470.81	403.78	
Other financial assets (current)	2	82.10	13.25	8.79	82.10	13.25	
Cash and cash equivalents		3,554.84	3,416.22	126.10	3,554.84	3,416.22	
Bank balances other than cash and cash equivalents		2,710.34	690.69	593.77	2,710.34	690.69	
Total		11,168.88	8,749.23	5,108.69	11,168.88	8,749.23	
Financial liabilities at amortised cost:							
Borrowings (Non-current)	2	10,947.00	10,105.05	11,025.36	10,947.00	10,105.05	
Borrowings (current)	2	-	825.00	-	-	825.00	
Trade payables		2,823.57	2,663.45	1,601.39	2,823.57	2,663.45	
Other financial liabilities (Non-current)	2	3,173.52	-	-	3,173.52	-	
Other financial liabilities (current)*	2	-	-	351.43	-	-	
Total		16,944.09	13,593.50	12,978.18	16,944.08	13,593.49	

Note 1 - The fair values of the financial assets and liabilities are included at the amount at which the instrument could be exchanged in a current transaction between willing parties, other than in a forced or liquidation sale.

Note 2 - The carrying amounts of trade receivables, trade payables, capital creditors, cash and cash equivalents, other bank balances, other financial assets and other financial liabilities are considered to be the same as their fair values, due to their short term nature.

Fair value hierarchy

Level 1 - Quoted prices (unadjusted) in active markets for identical assets or liabilities.

Level 2 - Inputs other than quoted prices included within Level 1 that are observable for the assets or liability, either directly (i.e. as prices) or indirectly (i.e. derived from prices)

Level 3 - Inputs for the assets or liabilities that are not based on observable market data (unobservable inputs).



ENNORE COAL TERMINAL PRIVATE LIMITED

Notes to Financial Statements as at and for the year ended 31st March 2022

NOTE 37:- FINANCIAL RISK MANAGEMENT OBJECTIVES AND POLICIES

The Company's activities expose it to a variety of financial risks, market risk, credit risk, liquidity risk and foreign exchange risk. The Company's focus is to foresee the unpredictability of financial markets and seek to minimize potential adverse effects on its financial performance.

Market risk:

Market risk is the risk that the fair value of future cash flows of a financial instrument will fluctuate because of changes in the market prices. The Company is exposed in the ordinary course of its business to risks related to changes in foreign currency exchange rates and interest rates.

Foreign currency risk management:

The Companies functional currency is Indian Rupees (INR). The Company undertakes transactions denominated in foreign currencies; consequently, exposure to exchange rate fluctuations arise. Volatility in exchange rates affects the Company's revenue. The Company is not exposed to Foreign currency risk since it doesn't deal with Foreign currency.

Interest rate risk

Interest rate risk is the risk that the fair value or future cash flows of a financial instrument will fluctuate because of changes in market interest rates. The Company is exposed to interest rate risk because funds are borrowed at both fixed interest rates. Interest rate risk is measured by using the cash flow sensitivity for changes in variable interest rate. The borrowings of the Company are principally denominated in rupees with fixed rates of interest. In order to optimize the Company's position with regard to interest income and interest expenses and to manage the interest rate risk, treasury performs a comprehensive corporate interest rate risk management by balancing the proportion of fixed rate and floating rate financial instruments in its total portfolio.

The following table provides a break-up of the Company's fixed and floating rate borrowings:

Particulars	₹ in Lakhs		
	As at 31st March, 2022	As at 31st March, 2021	As at 01st April 2020
Floating rate borrowings	-	-	-
Fixed rate borrowings	-	-	-
Total borrowing	10,947.00	10,930.05	11,025.36
Add: Upfront fees	10,947.00	10,930.05	11,025.36
Total net borrowings	-	-	-
	10,947.00	10,930.05	11,025.36

Interest Rate Sensitivity -

The sensitivity analysis below have been determined based on the exposure to Interest rates for financial instruments at the end of the reporting period. For floating rate liabilities, the analysis is prepared assuming the amount of the liability outstanding at the end of the reporting period was outstanding for the whole year. A 25 basis point increase or decrease represents management's assessment of the reasonably possible change in interest rates.

A change of 25 basis points in interest rates would have following impact on profit before tax.

Particulars	₹ in Lakhs		
	As at 31st March, 2022	As at 31st March, 2021	As at 01st April 2020
25 bp increase - Decrease in profit	-	-	-
25 bp decrease - Increase in profit	-	-	-

Credit risk management:

Credit risk arises from the possibility that counter party may not be able to settle their obligations as agreed. To manage this, the Company periodically assesses the financial reliability of customers, taking into account the financial condition, current economic trends, and analysis of historical bad debts and ageing of accounts receivable. Individual risk limits are set accordingly.

The Company considers the probability of default upon initial recognition of asset and whether there has been a significant increase in credit risk on an ongoing basis throughout each reporting period. To assess whether there is a significant increase in credit risk the Company compares the risk of a default occurring on the asset as at the reporting date with the risk of default as at the date of initial recognition. It considers reasonable and supportive forward-looking information such as:

Credit risk refers to the risk of default on its obligation by the counterparty resulting in a financial loss. The Company is exposed to credit risk from its operating activities. The maximum exposure to the credit risk at the reporting date is primarily from trade receivables amounting to ₹ 3,465.70 Lakhs and ₹ 3,340.20 Lakhs as of March 31, 2022 and March 31, 2021, respectively. The Company has its major revenue from group companies, revenue from third party majorly consist of Ennore port for which credit risk is not perceived as credit is not allowed to third party customers.

The following table gives details in respect of percentage of revenues generated from Group companies and third party:

Particulars	₹ in Lakhs			
	As at 31st March, 2022	Percentage of Revenue	As at 31st March, 2021	Percentage of Revenue
Revenue from group companies	5,511.56	20.99%	2,847.11	16.00%
Revenue from third parties	20,752.28	79.01%	14,950.99	84.00%
Total	26,263.84	100.00%	17,798.10	100.00%

Credit Risk Exposure

The allowance for lifetime expected credit loss on customer balances for the year ended March 31, 2022 and March 31, 2021 was ₹ Nil and ₹ Nil Lakhs respectively.

Credit risk on cash and cash equivalents is limited as we generally invest in deposits with banks and financial institutions with high credit ratings assigned by international and domestic credit rating agencies. Investments primarily include investment in liquid mutual fund units with high credit rating mutual funds.

Liquidity risk management:

Liquidity risk is the risk that the Company will encounter difficulty in raising funds to meet commitments associated with financial instruments that are settled by delivering cash or another financial asset. The Company manages liquidity risk by maintaining adequate reserves, banking credit facilities and by continuously monitoring forecast and actual cash flows and matching the maturity profiles of financial assets and liabilities. Long-term borrowings generally mature between one and 15 years. Liquidity is reviewed time to time based on weekly cash flow forecast.

As of March 31, 2022, the Company had a working capital of (₹8,033 Lakhs) As of March 31, 2021, the Company had a working capital of ₹ 5348 Lakhs. The Company is confident of managing its financial obligation through short term borrowing and liquidity management.



ENNORE COAL TERMINAL PRIVATE LIMITED

Notes to Financial Statements as at and for the year ended 31st March 2022

Maturity profile:

The table below provides details regarding the contractual maturities of significant financial liabilities as of March 31, 2022:

As at 31st March, 2022	Less than one year	1 to 5 years	> 5 years	₹ in Lakhs Total
Financial Assets:				
Investments (Non-current)	-	-	885.09	885.09
Trade receivables	3,465.70	-	-	3,465.70
Other financial assets (Non-current)	-	-	470.81	470.81
Other financial assets (current)	82.10	-	-	82.10
Cash and cash equivalents	3,554.84	-	-	3,554.84
Bank balances other than cash and cash equivalents	2,710.34	-	-	2,710.34
	9,812.98	-	1,355.90	11,168.88
Financial Liabilities:				
Borrowings (Non-current)	-	-	10,947.00	10,947.00
Trade payables	2,823.57	-	-	2,823.57
Other financial liabilities (non-current)	-	257.65	2,915.87	3,173.52
Other financial liabilities (current)	-	-	-	-
	2,823.57	257.65	13,862.87	16,944.09

The table below provides details regarding the contractual maturities of significant financial liabilities as of March 31, 2021:

As at 31st March, 2021	Less than one year	1 to 5 years	> 5 years	₹ in Lakhs Total
Financial Assets:				
Investments (Non-current)	-	-	885.09	885.09
Trade receivables	3,340.20	-	-	3,340.20
Other financial assets (Non-current)	-	-	403.78	403.78
Other financial assets (current)	13.25	-	-	13.25
Cash and cash equivalents	3,416.22	-	-	3,416.22
Bank balances other than cash and cash equivalents	690.69	-	-	690.69
	7,460.36	-	1,288.87	8,749.23
Financial Liabilities:				
Borrowings (non current)	-	-	10,105.05	10,105.05
Borrowings (current)	825.00	-	-	825.00
Trade payables	2,663.45	-	-	2,663.45
	3,488.45	-	10,105.05	13,593.50

The table below provides details regarding the contractual maturities of significant financial liabilities as of April 01, 2020:

As at 31st March, 2020	Less than one year	1 to 5 years	> 5 years	₹ in Lakhs Total
Financial Assets:				
Investments (Non-current)	-	-	885.19	885.19
Trade receivables	2,602.82	-	-	2,602.82
Other financial assets (Non-current)	-	-	892.02	892.02
Other financial assets (current)	8.79	-	-	8.79
Cash and cash equivalents	126.10	-	-	126.10
Bank balances other than cash and cash equivalents	593.77	-	-	593.77
	3,331.48	-	1,777.21	5,108.69
Financial Liabilities:				
Borrowings (non current)	-	-	11,025.36	11,025.36
Trade payables	1,601.39	-	-	1,601.39
Other financial liabilities (current)	351.43	-	-	351.43
	1,952.82	-	11,025.36	12,978.18

Collateral

The Company has pledged part of its trade receivables, Short-term Investments and cash and cash equivalents in order to fulfil certain collateral requirements for the banking facilities extended to the Company. There is obligation to return the securities to the Company once these banking facilities are surrendered. (Refer note 16.1).



ENNORE COAL TERMINAL PRIVATE LIMITED
Notes to Financial Statements as at and for the year ended 31st March 2022

NOTE 38:- EARNINGS PER SHARE

Particulars	As at	As at
	31st March, 2022	31st March, 2021
Profit attributable to equity shareholders (₹ in Lakhs)	1,553.64	359.76
Face value of equity share (₹/share)	10.00	10.00
Weighted average number of equity shares outstanding	6,00,14,746	6,00,14,746
Effect of Dilution:		
Effect of Dilutive common equivalent shares - share option outstanding	-	-
Weighted average number of equity shares outstanding	6,00,14,746	6,00,14,746
Earnings per equity share		
Basic (₹/share)	2.59	0.60
Diluted (₹/share)	2.59	0.60

NOTE 39: SEGMENT REPORTING

The Company is primarily engaged in one business segment, namely developing, operating and maintaining the Ports services, Ports related Infrastructure development activities and development of infrastructure as determined by chief operational decision maker, in accordance with Ind-AS 108 "Operating Segment".

Considering the inter relationship of various activities of the business, the chief operational decision maker monitors the operating results of its business segment on overall basis. Segment performance is evaluated based on profit or loss and is measured consistently with profit or loss in the financial statements.

I) Revenue from operations

Particulars	For the year ended	For the year ended
	31st March, 2022	31st March, 2021
Within India	26,263.84	17,798.10
Outside India	-	-
Total	26,263.84	17,798.10

II) Non Current operating Assets

All Non - Current operating Assets of the company are within India

III) Information about Major Customers

Customers contributing more than 10% of Revenue	₹ in Lakhs	
	For the year ended	For the year ended
	31st March, 2022	31st March, 2021
JSW INFRASTRUCTURE LIMITED	5,511.56	2,301.74
INDIA COKE & POWER PVT LTD	3,304.87	1,483.98
OPG POWER GENERATION PVT LTD	2,851.76	3,000.88
ULTRATECH CEMENT LTD	2,977.14	-
SREE RAYALASEEMA HI-STRENGTH HYPO LTD	1,870.87	2,303.12

Note 40 : In the opinion of the management the current assets, loans and advances (including capital advances) have a value on realisation in the ordinary course of business at least equal to the amount at which they are stated.

Note 41:- ADDITIONAL REGULATORY INFORMATION REQUIRED BY SCHEDULE III TO THE COMPANIES ACT, 2013

With regard to the new amendments under "Division II of Schedule III" under "Part I - Balance Sheet - General Instructions for preparation of Balance Sheet" clauses JA, L (i), (ii), (iii), (iv), (v), (vi), (vii), (viii), (ix), (x), (xi), (xii), (xiii), (xiv) and (xv), the Company does not have any data/ information to disclose.

With regard to the new amendments under "Division II of Schedule III" under "Part II - Statement of Profit and Loss - General Instructions for preparation of Statement of Profit and Loss" clauses 7(i) and 7(n), the Company does not have any data/ information to disclose.

Note 42:- Disclosure on Rule 13(e) of the Companies (Audit and Auditors) Rules, 2014

"The Company, as mentioned in its Memorandum of Association and Articles of Association, is engaged in nature of business(s) as described in Note 1 of the financial statements. As part of the nature of business described above:

a. No funds have been advanced or loaned or invested (either from borrowed funds or share premium or any other sources or kind of funds) by the Company to or in any other person(s) or entity(ies), including foreign entities ("intermediaries") with the understanding, whether recorded in writing or otherwise, that the intermediary shall lend or invest in other persons or entities identified by or on behalf of the Company ("Ultimate Beneficiaries") or provide any guarantee, security or like on behalf of the Ultimate Beneficiaries.

The Company has not received any funds from any person(s) or entity(ies) ("Funding Party") with the understanding, whether recorded in writing or otherwise, that the Company shall, whether, directly or indirectly, lend or invest in other persons or entities identified by or on behalf of the Funding Party ("Ultimate Beneficiaries") or provide any guarantee, security or the like on behalf of the Ultimate Beneficiaries."



ENNORE COAL TERMINAL PRIVATE LIMITED

Notes to Financial Statements as at and for the year ended 31st March 2022

Note 43 : During the year, the Company has in accordance with Indian Accounting Standard 36 (Ind AS 36) – "Impairment of Assets", performed impairment assessment of its investments . Based on review of recoverability of the carrying amount of its combined investment in the aforesaid companies, no impairment has been considered necessary to be provided in the financial statements.

Note 44 : The Company is yet to receive balance confirmation in respect of certain sundry creditors, advances and debtors. The management does not expect any material difference affecting the current years financial statements due to the same.

Note 45 : Previous year's figures have been reclassified and regrouped wherever necessary to confirm with the current year classification.

Note 46:
Correction of Prior Period Errors In Accordance with Ind AS 8 "Accounting Policies, Changes In Accounting Estimates and Errors"

During the year, the company undertook a detailed review of all relevant contracts to identify leases. This review included an assessment about whether the contract depends on a specific asset, whether the company obtains substantially all the economic benefits from the use of that asset and whether the company has the right to direct the use of asset.

Based on reassessment, it has been concluded that in respect of concession agreement entered with Kamarjar Port Limited, conditions for accounting of this arrangement as Service Concession Agreement In terms of appendix D of Ind as 115 is not complied. Accordingly, the accounting of Port assets earlier recorded under Intangible Assets has reclassified as Property, plant and equipment during the current financial year.

These errors have now been corrected by restating each of the affected financial statements line items for the prior year as follows:

Balance Sheet (Extract)	As at March 31, 2021 (as previously reported)	Increase / (Decrease)	As at March 31, 2021 (Restated)
Property, plant and equipment	27.30	8,581.72	8,609.02
Intangible assets	8,581.72	(8,581.72)	-
	8,609.02	-	8,609.02

Balance Sheet (Extract)	As at March 31, 2020 (as previously reported)	Increase / (Decrease)	As at March 31, 2020 (Restated)
Property, plant and equipment	34.43	9,823.55	9,857.98
Intangible assets	9,823.55	(9,823.55)	-
	9,857.98	-	9,857.98

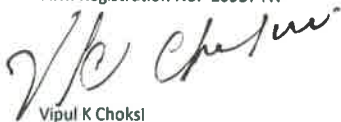
The Port assets as classified in intangible asset in previous years have been reclassified as PPE Asset. The rectification as mentioned above, has no impact on the Statement of Profit and Loss or Other Equity of the Company.

Note 47 : The Company evaluates events and transactions that occur subsequent to the balance sheet date but prior to the approval of financial statements to determine the necessity for recognition and/or reporting of subsequent events and transactions in the financial statements. As of 12th May, 2022, there were no subsequent events and transactions to be recognized or reported that are not already disclosed.

Note 48 : The financial statements are approved for Issue by the Audit Committee at its meeting held on 12th May, 2022 and the Board of Directors in the meeting held on 12th May, 2022.

As per our attached report of even date

For Shah Gupta & Co.
Chartered Accountant
Firm Registration No: 109574W



Vipul K Choksi
Partner
Membership No. 037606
UDIN : 22037606AMNXEC5005
Mumbai
Date: 12th May 2022



For and on behalf of the Board of Directors


Abhishek Vijay
Whole time director
DIN : 07282563


Gopalakrishnan G
Chief Financial officer
PAN - AQVPG9641E.



Rashmi Ranjan Patra
Director
DIN : 03014938


Ms. Nital Gandhi
Company Secretary
M.No.:- A14589