




STATEMENT SHOWING SHAREHOLDING PATTERN IN CLAUSE-35								
NAME OF THE COMPANY: JSW ENERGY LIMITED								
SCRIP CODE: JSWENERGY QUARTER ENDED: 30/09/2010								
CATEGORY CODE	CATEGORY OF SHAREHOLDER	NO OF SHAREHOLDERS	TOTAL NUMBER OF SHARES	NO OF SHARES HELD IN DEMATERIALIZED FORM	TOTAL SHAREHOLDING AS A % OF TOTAL NO OF SHARES		SHARES PLEDGE OR OTHERWISE ENCUMBERED	
					AS a PERCENTAGE of (A+B)	As a PERCENTAGE of (A+B+C)	NUMBER OF SHARES	AS a PERCENTAGE
(I)	(II)	(III)	(IV)	(V)	(VI)	(VII)	(VIII)	(IX)=(VIII)/(IV)*100
(A)	PROMOTER AND PROMOTER GROUP							
(1)	INDIAN							
(a)	Individual /HUF	13	214490332	214489962	13.08	13.08	0	0.00
(b)	Central Government/State Government(s)	0	0	0	0.00	0.00	0	0.00
(c)	Bodies Corporate	13	1043780842	1043780472	63.64	63.64	177919940	17.05
(d)	Financial Institutions / Banks	0	0	0	0.00	0.00	0	0.00
(e)	Others	0	0	0	0.00	0.00	0	0.00
	Sub-Total A(1) :	26	1258271174	1258270434	76.72	76.72	177919940	14.14
(2)	FOREIGN	0	0					
(a)	Individuals (NRIs/Foreign Individuals)	1	370	0	0.00	0.00	0	0.00
(b)	Bodies Corporate	0	0	0	0.00	0.00	0	0.00
(c)	Institutions	0	0	0	0.00	0.00	0	0.00
(d)	Others	0	0	0	0.00	0.00	0	0.00
	Sub-Total A(2) :	1	370	0	0.00	0.00	0	0.00
	Total A=A(1)+A(2)	27	1258271544	1258270434	76.72	76.72	177919940	14.14
(B)	PUBLIC SHAREHOLDING							
(1)	INSTITUTIONS							
(a)	Mutual Funds /UTI	9	9440156	9440156	0.58	0.58		
(b)	Financial Institutions /Banks	20	94642981	94642981	5.77	5.77		
(c)	Central Government / State Government(s)	0	0	0	0.00	0.00		
(d)	Venture Capital Funds	0	0	0	0.00	0.00		
(e)	Insurance Companies	0	0	0	0.00	0.00		
(f)	Foreign Institutional Investors	40	80686579	80686579	4.92	4.92		
(g)	Foreign Venture Capital Investors	0	0	0	0.00	0.00		
(h)	Others	0	0	0	0.00	0.00		
	Sub-Total B(1) :	69	184769716	184769716	11.27	11.27		
(2)	NON-INSTITUTIONS							
(a)	Bodies Corporate	1696	29238158	29238158	1.78	1.78		
(b)	Individuals							
	(i) Individuals holding nominal share capital upto Rs.1 lakh	104956	31203540	31201117	1.90	1.90		
	(ii) Individuals holding nominal share capital in excess of Rs.1 lakh	268	18421278	18421278	1.12	1.12		
(c)	Others							
	NON RESIDENT INDIANS	1424	1532633	1532633	0.09	0.09		
	TRUSTS	11	6321100	6321100	0.39	0.39		
	FOREIGN NATIONALS	4	1550	1550	0.00	0.00		
	FOREIGN BODIES	2	108198047	108198047	6.60	6.60		
	CLEARING MEMBERS	296	2097229	2097229	0.13	0.13		
	Sub-Total B(2) :	108657	197013535	197011112	12.01	12.01		
	Total B=B(1)+B(2) :	108726	381783251	381780828	23.28	23.28		
	Total (A+B) :	108753	1640054795	1640051262	100.00	100.00		
(C)	Shares held by custodians, against which Depository Receipts have been issued	0	0	0	0.00	0.00		
	GRAND TOTAL (A+B+C) :	108753	1640054795	1640051262	100.00	100.00	177919940	10.85



(I)(b) STATEMENT SHOWING SHAREHOLDING OF PERSONS BELONGING TO "PROMOTER GROUP"						
SLNO	NAME OF THE SHAREHOLDER	TOTAL SHARES HELD		SHARES PLEDGED OR OTHERWISE ENCUMBERED		
		TOTAL SHARES	AS a % OF GRAND TOTAL (A)+(B)+(C)	PLEDGE SHARES	AS a PERCENTAGE	AS a % OF GRAND TOTAL
(I)	(II)	(III)	(IV)	(V)	(VI)=(V)/(III)*100	(VII)
1	JSW INVESTMENTS PRIVATE LIMITED	508701147	31.02	71579415	14.07	4.36
2	SUN INVESTMENTS PRIVATE LIMITED	159605900	9.73	51475525	32.25	3.14
3	SUN INVESTMENTS LTD	111285670	6.79	0	0.00	0.00
4	VRINDAVAN SERVICES PRIVATE LIMITED	90933690	5.54	54865000	60.34	3.35
5	JSW STEEL LIMITED	77980500	4.75	0	0.00	0.00
6	SAJJAN JINDAL	74144262	4.52	0	0.00	0.00
7	SANGITA JINDAL	64938125	3.96	0	0.00	0.00
8	GAGAN TRADING COMPANY LIMITED	46959910	2.86	0	0.00	0.00
9	JSW INVESTMENTS PRIVATE LIMITED	27500000	1.68	0	0.00	0.00
10	TARINI JINDAL	25000000	1.52	0	0.00	0.00
11	TANVI JINDAL	25000000	1.52	0	0.00	0.00
12	PARTH JINDAL	25000000	1.52	0	0.00	0.00
13	VRINDAVAN SERVICES LTD	19212500	1.17	0	0.00	0.00
14	JSW CEMENT LIMITED	1559610	0.10	0	0.00	0.00
15	URMILA BHUWALKA	100900	0.01	0	0.00	0.00
16	SAROJ BHARTIA	100000	0.01	0	0.00	0.00
17	SEEMA JAJODIA	100000	0.01	0	0.00	0.00
18	NIRMALA GOYAL	100000	0.01	0	0.00	0.00
19	NARMADA FINTRADE LIMITED	40500	0.00	0	0.00	0.00
20	TARINI JINDAL	2225	0.00	0	0.00	0.00
21	TANVI JINDAL	2225	0.00	0	0.00	0.00
22	PARTH JINDAL	2225	0.00	0	0.00	0.00
23	SUN INVESTMENTS PRIVATE LIMITED	600	0.00	0	0.00	0.00
24	JINDAL SOUTH WEST HOLDINGS LIMITED	445	0.00	0	0.00	0.00
25	RATAN JINDAL	370	0.00	0	0.00	0.00
26	PRITHVI RAJ JINDAL	370	0.00	0	0.00	0.00
27	NALWA SONS INVESTMENTS LTD	370	0.00	0	0.00	0.00
	TOTAL :	1258271544	76.72	177919940	14.14	10.85



(I)(c) STATEMENT SHOWING SHAREHOLDING OF PERSONS BELONGING TO "PUBLIC GROUP" HOLDING > 1% OF THE TOTAL NUMBER OF SHARES			
SLNO	NAME OF THE SHAREHOLDER	NO OF SHARES	PERCENTAGE
1	LIFE INSURANCE CORPORATION OF INDIA	80475310	4.91
2	STEEL TRADERS LIMITED	59372000	3.62
3	INDUS CAPITAL GROUP LIMITED	48826047	2.98
4	ETON PARK INTERNATIONAL LLP A/C EP GLOBAL MARKETSLIMITED	17478240	1.07
	TOTAL :	206151597	12.57



(l)(d)	STATEMENT SHOWING DETAILS OF LOCKED-IN SHARES"			
SLNO	NAME OF THE SHAREHOLDER	CAT. CODE	NO OF SHARES	PERCENTAGE
1	JSW INVESTMENTS PRIVATE LIMITED	PROMOTER	328509886	20.03
2	SUN INVESTMENTS LTD	PROMOTER	111285670	6.79
3	JSW INVESTMENTS PRIVATE LIMITED	PROMOTER	108611846	6.62
4	SUN INVESTMENTS PRIVATE LIMITED	PROMOTER	108130375	6.59
5	JSW STEEL LIMITED	PROMOTER	77980500	4.75
6	SAJJAN JINDAL	PROMOTER	74144262	4.52
7	JSW INVESTMENTS PRIVATE LIMITED	PROMOTER	71579415	4.36
8	SANGITA JINDAL	PROMOTER	64938125	3.96
9	STEEL TRADERS LIMITED	PUBLIC	59372000	3.62
10	VRINDAVAN SERVICES PRIVATE LIMITED	PROMOTER	54865000	3.35
11	SUN INVESTMENTS PRIVATE LIMITED	PROMOTER	51475525	3.14
12	INDUS CAPITAL GROUP LIMITED	PUBLIC	48826047	2.98
13	GAGAN TRADING COMPANY LIMITED	PROMOTER	46959910	2.86
14	VRINDAVAN SERVICES PRIVATE LIMITED	PROMOTER	36068690	2.20
15	JSW INVESTMENTS PRIVATE LIMITED	PROMOTER	27500000	1.68
16	TARINI JINDAL	PROMOTER	25000000	1.52
17	TANVI JINDAL	PROMOTER	25000000	1.52
18	PARTH JINDAL	PROMOTER	25000000	1.52
19	VRINDAVAN SERVICES LTD	PROMOTER	19212500	1.17
20	MANOJ MOHTA	PUBLIC	5550000	0.34
21	JSW CEMENT LIMITED	PROMOTER	1559610	0.10
22	MANOJ MOHTA	PUBLIC	750000	0.05
23	NIRMALA GOYAL	PROMOTER	100000	0.01
24	SAROJ BHARTIA	PROMOTER	100000	0.01
25	URMILA BHUWALKA	PROMOTER	100000	0.01
26	SEEMA JAJODIA	PROMOTER	100000	0.01
27	TARINI JINDAL	PROMOTER	2225	0.00
28	TANVI JINDAL	PROMOTER	2225	0.00
29	PARTH JINDAL	PROMOTER	2225	0.00
30	SUN INVESTMENTS PRIVATE LIMITED	PROMOTER	600	0.00
31	JINDAL SOUTH WEST HOLDINGS LIMITED	PROMOTER	445	0.00
32	RATAN JINDAL	PROMOTER	370	0.00
33	PRITHVI RAJ JINDAL	PROMOTER	370	0.00
34	NALWA SONS INVESTMENTS LTD	PROMOTER	370	0.00
	TOTAL :		1372728191	83.70

