


**(1)(a) STATEMENT SHOWING SHAREHOLDING PATTERN IN CLAUSE-35**

| <b>NAME OF THE COMPANY:JSW ENERGY LIMITED</b>  |                                      |   |  |
|--|--------------------------------------|---|--|
| <b>SCRIP CODE:</b>   | <b>533148</b>                        | <b>Name of the Scrip:</b>   |  |
| <b>Class of Security:</b>  |                                      |   |  |
| <b>QUARTER ENDED:</b>  | <b>31/12/2010</b>                    |   |  |
| <b>Partly paid-up shares</b>   | <b>No. of partly paid-up shares</b>  | <b>As a % of total no. of partly paid-up shares</b>               | <b>As a % of total no. of shares of the Company.</b>   |
| Held by promoter/promoter group  | 0                                    | 0   | 0  |
| Held by Public   | 0                                    | 0   | 0  |
| <b>Total:</b>  | <b>0</b>                             | <b>0</b>  | <b>0</b>   |
| <b>Outstanding convertible securities:</b>   | <b>No. of outstanding securities</b> | <b>As a % of total no. of outstanding convertible securities.</b> | <b>As a % of total no. of shares of the Company assuming full conversion of the convertible securities</b> |
| Held by promoter/promoter group  | 0                                    | 0   | 0  |
| Held by Public   | 0                                    | 0   | 0  |
| <b>Total:</b>  | <b>0</b>                             | <b>0</b>  | <b>0</b>   |
| <b>Warrants:</b>   | <b>No. of warrants</b>               | <b>As a % of total no. of warrants</b>                            | <b>As a % of total no. of shares of the Company, assuming full conversion of warrants</b>                  |
| Held by promoter/promoter group  | 0                                    | 0   | 0  |
| Held by Public   | 0                                    | 0   | 0  |
| <b>Total:</b>  | <b>0</b>                             | <b>0</b>  | <b>0</b>   |
| <b>Total paid-up capital of the Company, assuming full conversion of warrants and convertible securities</b> | <b>1640054795</b>                    | <b>0</b>  | <b>100.00</b>  |




JSW ENERGY LIMITED - SHAREHOLDING PATTERN 31.12.2010

| CATEGORY CODE | CATEGORY OF SHAREHOLDER   | TOTAL SHAREHOLDING AS A % OF TOTAL NO OF SHARES |                        |  |                          |                            | SHARES PLEDGE OR OTHERWISE ENCUMBERED |                      |
|---------------|---|---|------------------------|--|--------------------------|----------------------------|---------------------------------------|----------------------|
|               |   | NO OF SHAREHOLDERS                              | TOTAL NUMBER OF SHARES | NO OF SHARES HELD IN DEMATERIALIZED FORM | AS a PERCENTAGE of (A+B) | As a PERCENTAGE of (A+B+C) | NUMBER OF SHARES                      | AS a PERCENTAGE      |
| (I)           | (II)  | (III)   | (IV)                   | (V)                                      | (VI)                     | (VII)                      | (VIII)                                | (IX)=(VIII)/(IV)*100 |
| (A)           | <b>PROMOTER AND PROMOTER GROUP</b>  |   |                        |  |                          |                            |                                       |                      |
| (1)           | INDIAN  |   |                        |  |                          |                            |                                       |                      |
| (a)           | Individual /HUF   | 13  | 214490332              | 214489962                                | 13.08                    | 13.08                      | 0                                     | 0.00                 |
| (b)           | Central Government/State Government(s)  | 0   | 0                      | 0  | 0.00                     | 0.00                       | 0                                     | 0.00                 |
| (c)           | Bodies Corporate  | 13  | 1043780842             | 1043780472                               | 63.64                    | 63.64                      | 216219940                             | 20.72                |
| (d)           | Financial Institutions / Banks  | 0   | 0                      | 0  | 0.00                     | 0.00                       | 0                                     | 0.00                 |
| (e)           | Others  | 0   | 0                      | 0  | 0.00                     | 0.00                       | 0                                     | 0.00                 |
|               | <b>Sub-Total A(1) :</b>   | <b>26</b>                                       | <b>1258271174</b>      | <b>1258270434</b>                        | <b>76.72</b>             | <b>76.72</b>               | <b>216219940</b>                      | <b>17.18</b>         |
| (2)           | FOREIGN   |   |                        |  |                          |                            |                                       |                      |
| (a)           | Individuals (NRIs/Foreign Individuals)  | 1   | 370                    | 0  | 0.00                     | 0.00                       | 0                                     | 0.00                 |
| (b)           | Bodies Corporate  | 0   | 0                      | 0  | 0.00                     | 0.00                       | 0                                     | 0.00                 |
| (c)           | Institutions  | 0   | 0                      | 0  | 0.00                     | 0.00                       | 0                                     | 0.00                 |
| (d)           | Others  | 0   | 0                      | 0  | 0.00                     | 0.00                       | 0                                     | 0.00                 |
|               | <b>Sub-Total A(2) :</b>   | <b>1</b>  | <b>370</b>             | <b>0</b>                                 | <b>0.00</b>              | <b>0.00</b>                | <b>0</b>                              | <b>0.00</b>          |
|               | <b>Total A=A(1)+A(2)</b>  | <b>27</b>                                       | <b>1258271544</b>      | <b>1258270434</b>                        | <b>76.72</b>             | <b>76.72</b>               | <b>216219940</b>                      | <b>17.18</b>         |
| (B)           | <b>PUBLIC SHAREHOLDING</b>  |   |                        |  |                          |                            |                                       |                      |
| (1)           | INSTITUTIONS  |   |                        |  |                          |                            |                                       |                      |
| (a)           | Mutual Funds /UTI   | 7   | 5629293                | 5629293                                  | 0.34                     | 0.34                       |                                       |                      |
| (b)           | Financial Institutions /Banks   | 20  | 94624131               | 94624131                                 | 5.77                     | 5.77                       |                                       |                      |
| (c)           | Central Government / State Government(s)                                      | 0   | 0                      | 0  | 0.00                     | 0.00                       |                                       |                      |
| (d)           | Venture Capital Funds   | 0   | 0                      | 0  | 0.00                     | 0.00                       |                                       |                      |
| (e)           | Insurance Companies   | 0   | 0                      | 0  | 0.00                     | 0.00                       |                                       |                      |
| (f)           | Foreign Institutional Investors   | 45  | 67564723               | 67564723                                 | 4.12                     | 4.12                       |                                       |                      |
| (g)           | Foreign Venture Capital Investors   | 0   | 0                      | 0  | 0.00                     | 0.00                       |                                       |                      |
| (h)           | Others  | 0   | 0                      | 0  | 0.00                     | 0.00                       |                                       |                      |
|               | <b>Sub-Total B(1) :</b>   | <b>72</b>                                       | <b>167818147</b>       | <b>167818147</b>                         | <b>10.23</b>             | <b>10.23</b>               |                                       |                      |
| (2)           | NON-INSTITUTIONS  |   |                        |  |                          |                            |                                       |                      |
| (a)           | Bodies Corporate  | 1966  | 30347098               | 30347098                                 | 1.85                     | 1.85                       |                                       |                      |
| (b)           | Individuals   |   |                        |  |                          |                            |                                       |                      |
|               | (i) Individuals holding nominal share capital upto Rs.1 lakh                  | 131568  | 41835835               | 41833312                                 | 2.55                     | 2.55                       |                                       |                      |
|               | (ii) Individuals holding nominal share capital in excess of Rs.1 lakh         | 383   | 25196551               | 25196551                                 | 1.54                     | 1.54                       |                                       |                      |
| (c)           | Others  |   |                        |  |                          |                            |                                       |                      |
|               | <b>NON RESIDENT INDIANS</b>   | <b>1708</b>                                     | <b>2440734</b>         | <b>2440734</b>                           | <b>0.15</b>              | <b>0.15</b>                |                                       |                      |
|               | <b>TRUSTS</b>   | <b>9</b>  | <b>4116316</b>         | <b>4116316</b>                           | <b>0.25</b>              | <b>0.25</b>                |                                       |                      |
|               | <b>FOREIGN NATIONALS</b>  | <b>3</b>  | <b>3450</b>            | <b>3450</b>                              | <b>0.00</b>              | <b>0.00</b>                |                                       |                      |
|               | <b>FOREIGN BODIES</b>   | <b>2</b>  | <b>108198047</b>       | <b>108198047</b>                         | <b>6.60</b>              | <b>6.60</b>                |                                       |                      |
|               | <b>CLEARING MEMBERS</b>   | <b>376</b>                                      | <b>1827073</b>         | <b>1827073</b>                           | <b>0.11</b>              | <b>0.11</b>                |                                       |                      |
|               | <b>Sub-Total B(2) :</b>   | <b>136015</b>                                   | <b>213965104</b>       | <b>213962581</b>                         | <b>13.05</b>             | <b>13.05</b>               |                                       |                      |
|               | <b>Total B=B(1)+B(2) :</b>  | <b>136087</b>                                   | <b>381783251</b>       | <b>381780728</b>                         | <b>23.28</b>             | <b>23.28</b>               |                                       |                      |
|               | <b>Total (A+B) :</b>  | <b>136114</b>                                   | <b>1640054795</b>      | <b>1640051162</b>                        | <b>100.00</b>            | <b>100.00</b>              |                                       |                      |
| (C)           | Shares held by custodians, against which Depository Receipts have been issued |   |                        |  |                          |                            |                                       |                      |
| (1)           | Promoter and Promoter Group   |   |                        |  |                          |                            |                                       |                      |
| (2)           | Public  | 0   | 0                      | 0  | 0.00                     | 0.00                       |                                       |                      |




| <b>(I)(b) STATEMENT SHOWING SHAREHOLDING OF PERSONS BELONGING TO "PROMOTER GROUP"</b> |                                    |                          |  |   |                           |                              |
|---|------------------------------------|--------------------------|--|---|---------------------------|------------------------------|
| <b>SLNO</b>   | <b>NAME OF THE SHAREHOLDER</b>     | <b>TOTAL SHARES HELD</b> |  | <b>SHARES PLEDGED OR OTHERWISE ENCUMBERED</b> |                           |                              |
|   |                                    | <b>TOTAL SHARES</b>      | <b>AS a % OF GRAND TOTAL (A)+(B)+(C)</b> | <b>PLEDGE SHARES</b>                          | <b>AS a PERCENTAGE</b>    | <b>AS a % OF GRAND TOTAL</b> |
| <b>(I)</b>  | <b>(II)</b>                        | <b>(III)</b>             | <b>(IV)</b>                              | <b>(V)</b>                                    | <b>(VI)=(V)/(III)*100</b> | <b>(VII)</b>                 |
| 1   | JSW INVESTMENTS PRIVATE LIMITED    | 503301147                | 30.69                                    | 105979415                                     | 21.06                     | 6.46                         |
| 2   | SUN INVESTMENTS PRIVATE LIMITED    | 159605900                | 9.73                                     | 51475525                                      | 32.25                     | 3.14                         |
| 3   | SUN INVESTMENTS LTD                | 111285670                | 6.79                                     | 0   | 0.00                      | 0.00                         |
| 4   | VRINDAVAN SERVICES PRIVATE LIMITED | 90933690                 | 5.54                                     | 58765000                                      | 64.62                     | 3.58                         |
| 5   | JSW STEEL LIMITED                  | 77980500                 | 4.75                                     | 0   | 0.00                      | 0.00                         |
| 6   | SAJJAN JINDAL                      | 74144262                 | 4.52                                     | 0   | 0.00                      | 0.00                         |
| 7   | SANGITA JINDAL                     | 64938125                 | 3.96                                     | 0   | 0.00                      | 0.00                         |
| 8   | GAGAN TRADING COMPANY LIMITED      | 46959910                 | 2.86                                     | 0   | 0.00                      | 0.00                         |
| 9   | JSW INVESTMENTS PRIVATE LIMITED    | 32900000                 | 2.01                                     | 0   | 0.00                      | 0.00                         |
| 10  | TARINI JINDAL                      | 25000000                 | 1.52                                     | 0   | 0.00                      | 0.00                         |
| 11  | TANVI JINDAL                       | 25000000                 | 1.52                                     | 0   | 0.00                      | 0.00                         |
| 12  | PARTH JINDAL                       | 25000000                 | 1.52                                     | 0   | 0.00                      | 0.00                         |
| 13  | VRINDAVAN SERVICES LTD             | 19212500                 | 1.17                                     | 0   | 0.00                      | 0.00                         |
| 14  | JSW CEMENT LIMITED                 | 1559610                  | 0.10                                     | 0   | 0.00                      | 0.00                         |
| 15  | URMILA BHUWALKA                    | 100900                   | 0.01                                     | 0   | 0.00                      | 0.00                         |
| 16  | SAROJ BHARTIA                      | 100000                   | 0.01                                     | 0   | 0.00                      | 0.00                         |
| 17  | SEEMA JAJODIA                      | 100000                   | 0.01                                     | 0   | 0.00                      | 0.00                         |
| 18  | NIRMALA GOYAL                      | 100000                   | 0.01                                     | 0   | 0.00                      | 0.00                         |
| 19  | NARMADA FINTRADE LIMITED           | 40500                    | 0.00                                     | 0   | 0.00                      | 0.00                         |
| 20  | TARINI JINDAL                      | 2225                     | 0.00                                     | 0   | 0.00                      | 0.00                         |
| 21  | TANVI JINDAL                       | 2225                     | 0.00                                     | 0   | 0.00                      | 0.00                         |
| 22  | PARTH JINDAL                       | 2225                     | 0.00                                     | 0   | 0.00                      | 0.00                         |
| 23  | SUN INVESTMENTS PRIVATE LIMITED    | 600                      | 0.00                                     | 0   | 0.00                      | 0.00                         |
| 24  | JINDAL SOUTH WEST HOLDINGS LIMITED | 445                      | 0.00                                     | 0   | 0.00                      | 0.00                         |
| 25  | RATAN JINDAL                       | 370                      | 0.00                                     | 0   | 0.00                      | 0.00                         |
| 26  | PRITHVI RAJ JINDAL                 | 370                      | 0.00                                     | 0   | 0.00                      | 0.00                         |
| 27  | NALWA SONS INVESTMENTS LTD         | 370                      | 0.00                                     | 0   | 0.00                      | 0.00                         |
|   | <b>TOTAL :</b>                     | <b>1258271544</b>        | <b>76.72</b>                             | <b>216219940</b>                              | <b>17.18</b>              | <b>13.18</b>                 |




| <b>(I)(c) STATEMENT SHOWING SHAREHOLDING OF PERSONS BELONGING TO "PUBLIC GROUP" HOLDING &gt; 1%<br/>OF THE TOTAL NUMBER OF SHARES</b> |  |                     |                   |
|---|--|---------------------|-------------------|
| <b>SLNO</b>   | <b>NAME OF THE SHAREHOLDER</b>                           | <b>NO OF SHARES</b> | <b>PERCENTAGE</b> |
| 1   | LIFE INSURANCE CORPORATION OF INDIA                      | 80475310            | 4.91              |
| 2   | STEEL TRADERS LIMITED                                    | 59372000            | 3.62              |
| 3   | INDUS CAPITAL GROUP LIMITED                              | 48826047            | 2.98              |
| 4   | ETON PARK INTERNATIONAL LLP A/C EP GLOBAL MARKETSLIMITED | 17478240            | 1.07              |
|   |  |                     |                   |
|   | <b>TOTAL :</b>   | <b>206151597</b>    | <b>12.57</b>      |



| <b>(l)(d) STATEMENT SHOWING DETAILS OF LOCKED-IN SHARES"</b> |                                 |                  |                     |                   |
|--|---------------------------------|------------------|---------------------|-------------------|
| <b>SLNO</b>  | <b>NAME OF THE SHAREHOLDER</b>  | <b>CAT. CODE</b> | <b>NO OF SHARES</b> | <b>PERCENTAGE</b> |
| 1  | JSW INVESTMENTS PRIVATE LIMITED | LTD              | 328509886           | 20.03             |
|  |                                 |                  |                     |                   |
|  | <b>TOTAL</b>                    |                  | <b>328509886</b>    | <b>20.03</b>      |



| (II)(a) STATEMENT SHOWING DETAILS OF DEPOSITORY RECEIPTS (DRS) |  |                           |   |  |
|--|--|---------------------------|---|--|
| Sr.No.   | Type of outstanding DR (ADRs,GDRs,SDRs,etc.) | Number of outstanding DRs | Number of shares underlying outstanding DRs | Shares underlying outstanding DRs as a percentage of total number of shares {i.e., Grand Total (A)+(B)+(C) indicated in Statement at Para(I)(a) above} |
|  |  |                           |   |  |
| TOTAL :  |  | 0                         | 0   | 0  |



| (ii)(b) Statement showing Holding of Depository Receipts (DRs), where underlying shares held by "Promoter/Promoter group" are in excess of 1% of the total number shares. |                       |   |   |  |
|---|-----------------------|---|---|--|
| Sr.No.  | Name of the DR Holder | Type of outstanding DR (ADRs,GDRs,SDRs, etc.) | Number of shares underlying outstanding DRs | Shares underlying outstanding DRs as a percentage of total number of shares (i.e., Grand Total (A)+(B)+(C) indicated in Statement at para(i)(a) above) |
| TOTAL :   |                       |   | 0   | 0  |

