

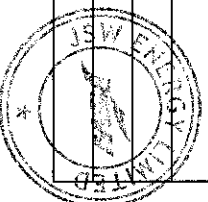
(1)(a) STATEMENT SHOWING SHAREHOLDING PATTERN IN CLAUSE-35

NAME OF THE COMPANY: JSW ENERGY LIMITED					
SCRIP CODE:	533148 / JSWENERGY	Name of the Scrip: JSWENERGY - EQ			
Class of Security:	Equity				
QUARTER ENDED:	30/09/2012				
Partly paid-up shares	No. of partly paid-up shares	As a % of total no. of partly paid-up shares	As a % of total no. of shares of the Company.		
Held by promoter/promoter group	0	0	0		
Held by Public	0	0	0		
Total:	0	0	0		
Outstanding convertible securities:	No. of outstanding securities	As a % of total no. of outstanding convertible securities.	As a % of total no. of shares of the Company assuming full conversion of the convertible securities		
Held by promoter/promoter group	0	0	0		
Held by Public	0	0	0		
Total:	0	0	0		
Warrants:	No. of warrants	As a % of total no. of warrants	As a % of total no. of shares of the Company, assuming full conversion of warrants		
Held by promoter/promoter group	0	0	0		
Held by Public	0	0	0		
Total:	0	0	0		
Total paid-up capital of the Company, assuming full conversion of warrants and convertible securities	1640054795				

[Handwritten signature]



CATEGORY CODE	CATEGORY OF SHAREHOLDER	NO OF SHAREHOLDERS	TOTAL NUMBER OF SHARES	NO OF SHARES HELD IN DEMATERIALIZED FORM	TOTAL SHAREHOLDING AS A % OF TOTAL NO OF SHARES		SHARES ENCLUMBERED	SHARES PLEDGE OR OTHERWISE
					AS A PERCENTAGE OF (A+B)	AS A PERCENTAGE OF (A+B+C)		
(I)	(II)	(III)	(IV)	(V)	(VI)	(VII)	(VIII)	(IX)=(VIII)/(IV)*100
(A)	PROMOTER AND PROMOTER GROUP							
(1)	INDIAN							
(a)	Individual /IUF	13	190864432	190864432	11.64	11.64	100000	0.05
(b)	Central Government/State Government(s)	0	0	0	0.00	0.00	0	0.00
(c)	Bodies Corporate	14	1067405842	1067405842	65.08	65.08	417319957	39.10
(d)	Financial Institutions / Banks	0	0	0	0.00	0.00	0	0.00
(e)	Others	0	0	0	0.00	0.00	0	0.00
	Sub-Total A(1) :	27	1258270274	1258270274	76.72	76.72	417419957	33.17
(2)	FOREIGN							
(a)	Individuals (NRIs/Foreign Individuals)	1	370	370	0.00	0.00	0	0.00
(b)	Bodies Corporate	0	0	0	0.00	0.00	0	0.00
(c)	Institutions	0	0	0	0.00	0.00	0	0.00
(d)	Qualified Foreign Investor	0	0	0	0.00	0.00	0	0.00
(e)	Others	0	0	0	0.00	0.00	0	0.00
	Sub-Total A(2) :	1	370	370	0.00	0.00	0	0.00
	Total A=A(1)+A(2)	28	1258270644	1258270644	76.72	76.72	417419957	33.17
(B)	PUBLIC SHAREHOLDING							
(1)	INSTITUTIONS							
(a)	Mutual Funds /UTI	9	6685332	6685332	0.41	0.41		
(b)	Financial Institutions /Banks	17	94456142	94456142	5.76	5.76		
(c)	Central Government / State Government(s)	0	0	0	0.00	0.00		
(d)	Venture Capital Funds	0	0	0	0.00	0.00		
(e)	Insurance Companies	0	0	0	0.00	0.00		
(f)	Foreign Institutional Investors	70	37242394	37242394	2.27	2.27		
(g)	Foreign Venture Capital Investors	0	0	0	0.00	0.00		
(h)	Qualified Foreign Investor	0	0	0	0.00	0.00		
(i)	Others	0	0	0	0.00	0.00		
	Sub-Total B(1) :	96	138383868	138383868	8.44	8.44		



CATEGORY CODE	CATEGORY OF SHAREHOLDER	NO OF SHAREHOLDERS	TOTAL NUMBER OF SHARES	NO OF SHARES HELD IN DEMATERIALIZED FORM	TOTAL SHAREHOLDING AS A % OF TOTAL NO OF SHARES		SHARES PLEDGE OR OTHERWISE ENCUMBERED	AS a PERCENTAGE
					AS a PERCENTAGE of (A+B)	AS a PERCENTAGE of (A+B+C)		
(1)	(ii) NON-INSTITUTIONS				(vi)	(vii)	(viii)	(ix)=(viii)/(vii)*100
(2)	Bodies Corporate	1763	32760936	32760936	2.00	2.00		
(b)	Individuals	154265	53841643	53827494	3.28	3.28		
	(i) Individuals holding nominal share capital upto Rs. 1 lakh							
	(ii) Individuals holding nominal share capital in excess of Rs. 1 lakh	438	44456082	44456082	2.71	2.71		
(c)	Qualified foreign Investor	0	0	0	0.00	0.00		
(d)	Others							
	FOREIGN NATIONALS	2	600	600	0.00	0.00		
	FOREIGN BODIES	2	108198047	108198047	6.60	6.60		
	NON RESIDENT INDIANS	1714	2909576	2909576	0.18	0.18		
	CLEARING MEMBERS	387	1220699	1220699	0.07	0.07		
	TRUSTS	8	12700	12700	0.00	0.00		
	Sub-Total B(2) :	158579	243400283	243386134	14.84	14.84		
	Total B=8(1)+8(2) :	158675	381784151	381770002	23.28	23.28		
	Total (A+B) :	158703	1640054795	1640040646	100.00	100.00		
(C)	Shares held by custodians, against which Depository Receipts have been issued							
(1)	Promoter and Promoter Group	0	0	0	0.00	0.00		
(2)	Public	0	0	0	0.00	0.00		
	GRAND TOTAL (A+B+C) :	158703	1640054795	1640040646	100.00	100.00	417419957	25.45

Handwritten signature/initials



Sl. No	Name of the Shareholder	Details of Shares held				Encumbered shares (*)				Details of Warrants				Details of convertible securities				Total Shares (including underlying shares assuming full conversion of warrants and convertible securities) as a % of diluted share capital
		(i)	(ii)	(iii)	(iv)	(v)	(vi)	(vii)	(viii)	(ix)	(x)	(xi)	(xii)	(xiii)	(xiv)			
		No. of Shares held	As a % of grand total (A)-(H)+(I)	Pledge Shares	AS a percentage (v)-(vi)/(iii)*100	As a % of grand total (A) + (B) + (C) of sub-clause (I)(a)	Number of warrants held	As a % total number of warrants of the same class	Number of convertible securities held	As a % total number of convertible securities of the same class								
1	JSW INVESTMENTS PRIVATE LIMITED	530760647	32.36	104936619	19.77	6.40	0	0.00	0	0.00	0	0.00	0	0.00				
2	SUN INVESTMENTS PRIVATE LIMITED	270891570	16.52	187751095	69.31	11.45	0	0.00	0	0.00	0	0.00	0	0.00				
3	VRINDAVAN SERVICES PRIVATE LIMITED	90933690	5.54	77732043	85.48	4.74	0	0.00	0	0.00	0	0.00	0	0.00				
4	JSW STEEL LIMITED	779890500	4.75	0	0.00	0.00	0	0.00	0	0.00	0	0.00	0	0.00				
5	SALIAN JINDAL	74144262	4.52	0	0.00	0.00	0	0.00	0	0.00	0	0.00	0	0.00				
6	GAGAN TRADING COMPANY LIMITED	46900000	2.86	46900000	100.00	2.86	0	0.00	0	0.00	0	0.00	0	0.00				
7	SANGITA JINDAL	4313125	2.52	0	0.00	0.00	0	0.00	0	0.00	0	0.00	0	0.00				
8	TARINI JINDAL	25000000	1.52	0	0.00	0.00	0	0.00	0	0.00	0	0.00	0	0.00				
9	TANU JINDAL	25000000	1.52	0	0.00	0.00	0	0.00	0	0.00	0	0.00	0	0.00				
10	PARTH JINDAL	25000000	1.52	0	0.00	0.00	0	0.00	0	0.00	0	0.00	0	0.00				
11	JSW SPAT STEEL LIMITED	23625000	1.44	0	0.00	0.00	0	0.00	0	0.00	0	0.00	0	0.00				
12	VRINDAVAN SERVICES LTD	19212500	1.17	0	0.00	0.00	0	0.00	0	0.00	0	0.00	0	0.00				
13	JSW INVESTMENTS PRIVATE LIMITED	5440500	0.33	0	0.00	0.00	0	0.00	0	0.00	0	0.00	0	0.00				
14	JSW CEMENT LIMITED	1559610	0.10	0	0.00	0.00	0	0.00	0	0.00	0	0.00	0	0.10				
15	SAROJ BHARTIA	100000	0.01	0	0.00	0.00	0	0.00	0	0.00	0	0.00	0	0.01				
16	UMKILA BHUMALKA	100000	0.01	100000	100.00	0.01	0	0.00	0	0.00	0	0.00	0	0.01				
17	SEEMA JAUDHA	100000	0.01	0	0.00	0.00	0	0.00	0	0.00	0	0.00	0	0.01				
18	NIRMALA GOVAL	100000	0.01	0	0.00	0.00	0	0.00	0	0.00	0	0.00	0	0.01				
19	GAGAN TRADING COMPANY LIMITED	59910	0.00	0	0.00	0.00	0	0.00	0	0.00	0	0.00	0	0.00				
20	MARMAADA FINTRADE LIMITED	40590	0.00	0	0.00	0.00	0	0.00	0	0.00	0	0.00	0	0.00				
21	TARINI JINDAL	2225	0.00	0	0.00	0.00	0	0.00	0	0.00	0	0.00	0	0.00				
22	TANU JINDAL	2225	0.00	0	0.00	0.00	0	0.00	0	0.00	0	0.00	0	0.00				
23	PARTH JINDAL	2225	0.00	0	0.00	0.00	0	0.00	0	0.00	0	0.00	0	0.00				
24	SUN INVESTMENTS PRIVATE LIMITED	600	0.00	0	0.00	0.00	0	0.00	0	0.00	0	0.00	0	0.00				
25	JINDAL SOUTH WEST HOLDINGS LIMITED	445	0.00	0	0.00	0.00	0	0.00	0	0.00	0	0.00	0	0.00				
26	RAJAN JINDAL	370	0.00	0	0.00	0.00	0	0.00	0	0.00	0	0.00	0	0.00				
27	RAJYA SONS INVESTMENTS LIMITED	370	0.00	0	0.00	0.00	0	0.00	0	0.00	0	0.00	0	0.00				
28	PRITHVI RAJ JINDAL	370	0.00	0	0.00	0.00	0	0.00	0	0.00	0	0.00	0	0.00				
	TOTAL :	123872664	76.72	41749957	33.17	25.45	0	0.00	0	0.00	0	0.00	0	76.72				



(i)(c)(i) Statement showing holding of securities (including shares, warrants, convertible securities) of persons belonging to the category "Public" and holding more than 1% of the total number of shares

Sr.No.	Name of the shareholder	Number of shares held	Shares as a percentage of total number of shares (i.e., Grant total (A)+(B)+(C) indicated in Statement at para (i)(a) above)	Details of warrants		Details of convertible securities		Total shares (including underlying shares assuming full conversion of warrants and convertible securities) as a % of diluted share capital)
				Number of warrants held	As a % total number of warrants of the same class	Number of convertible securities held	% w.r.t total number of convertible securities of the same class	
1	LIFE INSURANCE CORPORATION OF INDIA	80475310	4.91	0	0.00	0	0.00	4.91
2	STEEL TRADERS LIMITED	59372000	3.62	0	0.00	0	0.00	3.62
3	INDUS CAPITAL GROUP LIMITED	48826047	2.98	0	0.00	0	0.00	2.98
4	KANTILAL N PATEL	16695206	1.02	0	0.00	0	0.00	1.02
	TOTAL :	205368563	12.52	0	0.00	0	0.00	12.52

[Handwritten Signature]




Sr. No.	Name(s) of the shareholder(s) and the Persons Acting in Concert (PAC) with them	Number of shares held	Shares as a percentage of total number of shares (i.e., Grant total (A)-(B)+(C) indicated in Statement at para (i)(a) above)	Details of warrants		Details of convertible securities		Total shares (including underlying shares assuming full conversion of warrants and convertible securities) as a % of diluted share capital)
				Number of warrants held	As a % total number of warrants of the same class	Number of convertible securities held	% w.r.t total number of convertible securities of the same class	
	NIL							
	TOTAL :	0	0	0	0	0	0	0

[Handwritten Signature]




(1)(d) STATEMENT SHOWING DETAILS OF LOCKED-IN SHARES"				
SLNO	NAME OF THE SHAREHOLDER	CAT. CODE	NO OF SHARES	PERCENTAGE
1	JSW INVESTMENTS PRIVATE LIMITED	PRC	328509886	20.03
TOTAL :			328509886	20.03

[Handwritten Signature]



(ii)(a)	STATEMENT SHOWING DETAILS OF DEPOSITORY RECEIPTS (DRS)			
Sr. No.	Type of outstanding DR (ADRs, GDRs, SDRs, etc.)	Number of outstanding DRS	Number of shares underlying outstanding DRS	Shares underlying outstanding DRS as a percentage of total number of shares (i.e., Grand Total (A)+(B)+(C) indicated in Statement at Para(i)(a) above)
	NIL			
	TOTAL :	0	0	0



(II)(b)	Statement showing Holding of Depository Receipts (DRs), where underlying shares held by "Promoter/Promoter group" are in excess of 1% of the total number shares.			
Sr.No.	Name of the DR Holder	Type of outstanding DR (ADRs,GDRs,SD Rs,etc.)	Number of shares underlying outstanding DRs	Shares underlying outstanding DRs as a percentage of total number of shares (i.e., Grand Total (A)+(B)+(C) indicated in Statement at para(I)(a) above)
	NIL			
	TOTAL :		0	0

TRR

