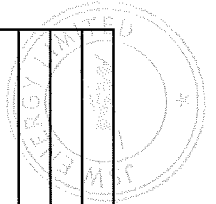


CATEGORY CODE	CATEGORY OF SHAREHOLDER	NO OF SHAREHOLDERS	TOTAL NUMBER OF SHARES	NO OF SHARES HELD IN DEMATERIALIZED FORM	TOTAL SHAREHOLDING AS A % OF TOTAL NO OF SHARES		SHARES PLEDGE OR OTHERWISE ENCUMBERED	
					AS a PERCENTAGE of (A+B)	As a PERCENTAGE of (A+B+C)		
(i)	(ii)	(iii)	(iv)	(v)	(vi)	(vii)	(viii)	(ix)=(viii)/(iv)*100
(A)	PROMOTER AND PROMOTER GROUP							
(1)	INDIAN							
(a)	Individual/HUF	12	162634062	162634062	9.92	9.92	100000	0.06
(b)	Central Government/State Government(s)	0	0	0	0.00	0.00	0	0.00
(c)	Bodies Corporate	14	1067405842	1067405842	65.08	65.08	528807500	49.54
(d)	Financial Institutions / Banks	0	0	0	0.00	0.00	0	0.00
(e)	Others	0	0	0	0.00	0.00	0	0.00
	Sub-Total A(1) :	26	1230039904	1230039904	75.00	75.00	528907500	43.00
(2)	FOREIGN							
(a)	Individuals (NRIs/Foreign Individuals)	2	740	740	0.00	0.00	0	0.00
(b)	Bodies Corporate	0	0	0	0.00	0.00	0	0.00
(c)	Institutions	0	0	0	0.00	0.00	0	0.00
(d)	Qualified Foreign Investor	0	0	0	0.00	0.00	0	0.00
(e)	Others	0	0	0	0.00	0.00	0	0.00
	Sub-Total A(2) :	2	740	740	0.00	0.00	0	0.00
	Total A=A(1)+A(2)	28	1230040644	1230040644	75.00	75.00	528907500	43.00
(B)	PUBLIC SHAREHOLDING							
(1)	INSTITUTIONS							
(a)	Mutual Funds /UTI	20	11589335	11589335	0.71	0.71		
(b)	Financial Institutions /Banks	9	90856547	90856547	5.54	5.54		
(c)	Central Government / State Government(s)	0	0	0	0.00	0.00		
(d)	Venture Capital Funds	0	0	0	0.00	0.00		
(e)	Insurance Companies	0	0	0	0.00	0.00		
(f)	Foreign Institutional Investors	143	118664977	118664977	7.24	7.24		
(g)	Foreign Venture Capital Investors	0	0	0	0.00	0.00		
(h)	Qualified Foreign Investor	0	0	0	0.00	0.00		
(i)	Others	0	0	0	0.00	0.00		
	Sub-Total B(1) :	172	221110859	221110859	13.48	13.48		




Handwritten signature or initials.

CATEGORY CODE	CATEGORY OF SHAREHOLDER	NO OF SHAREHOLDERS	TOTAL NUMBER OF SHARES	NO OF SHARES HELD IN DEMATERIALIZED FORM	TOTAL SHAREHOLDING AS A % OF TOTAL NO OF SHARES		SHARES PLEDGE OR OTHERWISE ENCUMBERED	
					AS a PERCENTAGE of (A+B)	As a PERCENTAGE of (A+B+C)	NUMBER OF SHARES	AS a PERCENTAGE
(i)	(ii)	(iii)	(iv)	(v)	(vi)	(vii)	(viii)	(ix)=(viii)/(iv)*100
(2)	NON-INSTITUTIONS							
(a)	Bodies Corporate	1128	11286807	11286807	0.69	0.69		
(b)	Individuals							
	(i) Individuals holding nominal share capital upto Rs.1 lakh	104101	34527747	34521868	2.11	2.11		
	(ii) Individuals holding nominal share capital in excess of Rs.1 lakh	281	28599720	28599720	1.74	1.74		
(c)	Others							
	FOREIGN BODIES	2	108198047	108198047	6.60	6.60		
	CLEARING MEMBERS	169	3925382	3925382	0.24	0.24		
	NON RESIDENT INDIANS	1224	2210344	2210344	0.13	0.13		
	TRUSTS	11	155245	155245	0.01	0.01		
(d)	Qualified Foreign Investor	0	0	0	0.00	0.00		
	Sub-Total B(2) :	106916	188903292	18897413	11.52	11.52		
	Total B=B(1)+B(2) :	107088	410014151	410008272	25.00	25.00		
	Total (A+B) :	107116	1640054795	1640048916	100.00	100.00		
(C)	Shares held by custodians, against which Depository Receipts have been issued							
(1)	Promoter and Promoter Group	0	0	0	0.00	0.00		
(2)	Public							
	GRAND TOTAL (A+B+C) :	107116	1640054795	1640048916	100.00	100.00	528907500	32.25



Handwritten signature

Sr.No	(I)(b) Name of the Shareholder	Details of Shares held				Encumbered shares (*)				Details of Warrants			Details of convertible securities		Total Shares (including underlying shares assuming full conversion of warrants and convertible securities) as a % of diluted share capital
		No. of Shares held	As a % of grand total (A)+(B)+(C)	Pledge Shares	AS a percentage (VI)=(V)/(III)* 100	AS a % of grand total (A) + (B) + (C) of sub-clause (I)(a)	Number of warrants held	As a % total number of warrants of the same class	Number of convertible securities held	As a % total number of convertible securities of the same class	(X)	(XI)	(XII)		
(i)	(ii)	(iii)	(iv)	(v)	(vi)=(v)/(iii)* 100	(vii)	(viii)	(ix)	(x)	(xi)	(xii)				
1	SAHYOG TRADCORP PRIVATE LIMITED	256799044	15.66	180492000	70.29	11.01	0	0.00	0	0.00	0	0.00	15.66		
2	JSW INVESTMENTS PRIVATE LIMITED	245535507	14.97	193408500	78.77	11.79	0	0.00	0	0.00	0	0.00	14.97		
3	JSL LIMITED	145332820	8.86	73250000	50.40	4.47	0	0.00	0	0.00	0	0.00	8.86		
4	GLEBE TRADING PRIVATE LIMITED	145332820	8.86	73250000	50.40	4.47	0	0.00	0	0.00	0	0.00	8.86		
5	DANTA ENTERPRISES PRIVATE LIMITED	85599613	5.22	8407000	9.82	0.51	0	0.00	0	0.00	0	0.00	5.22		
6	VIRTUOUS TRADECORP PRIVATE LIMITED	85599613	5.22	0	0.00	0.00	0	0.00	0	0.00	0	0.00	5.22		
7	SAJAN JINDAL	74144262	4.52	0	0.00	0.00	0	0.00	0	0.00	0	0.00	4.52		
8	JSW STEEL LIMITED	67849090	4.14	0	0.00	0.00	0	0.00	0	0.00	0	0.00	4.14		
9	TARINI JINDAL	25000000	1.52	0	0.00	0.00	0	0.00	0	0.00	0	0.00	1.52		
10	TANVI JINDAL	25000000	1.52	0	0.00	0.00	0	0.00	0	0.00	0	0.00	1.52		
11	PARTH JINDAL	25000000	1.52	0	0.00	0.00	0	0.00	0	0.00	0	0.00	1.52		
12	JSW STEEL LIMITED	23625000	1.44	0	0.00	0.00	0	0.00	0	0.00	0	0.00	1.44		
13	SANGITA JINDAL	13083125	0.80	0	0.00	0.00	0	0.00	0	0.00	0	0.00	0.80		
14	AMBA RIVER COKE LIMITED	5754640	0.35	0	0.00	0.00	0	0.00	0	0.00	0	0.00	0.35		
15	JSW CEMENT LIMITED	1559610	0.10	0	0.00	0.00	0	0.00	0	0.00	0	0.00	0.10		
16	JSW STEEL COATED PRODUCTS LTD	4376770	0.27	0	0.00	0.00	0	0.00	0	0.00	0	0.00	0.27		
17	NIRMALA GOYAL	100000	0.01	0	0.00	0.00	0	0.00	0	0.00	0	0.00	0.01		
18	SAROJ BHARTIA	100000	0.01	0	0.00	0.00	0	0.00	0	0.00	0	0.00	0.01		
19	URMILA BHUWALKA	100000	0.01	100000	100.00	0.01	0	0.00	0	0.00	0	0.00	0.01		
20	SEEMA JAODIA	100000	0.01	0	0.00	0.00	0	0.00	0	0.00	0	0.00	0.01		
21	NARMADA FINTRADE PRIVATE LIMITED	40500	0.00	0	0.00	0.00	0	0.00	0	0.00	0	0.00	0.00		
22	TARINI JINDAL	2225	0.00	0	0.00	0.00	0	0.00	0	0.00	0	0.00	0.00		
23	TANVI JINDAL	2225	0.00	0	0.00	0.00	0	0.00	0	0.00	0	0.00	0.00		
24	PARTH JINDAL	2225	0.00	0	0.00	0.00	0	0.00	0	0.00	0	0.00	0.00		
25	JSW HOLDINGS LIMITED	445	0.00	0	0.00	0.00	0	0.00	0	0.00	0	0.00	0.00		
26	RATAN JINDAL	370	0.00	0	0.00	0.00	0	0.00	0	0.00	0	0.00	0.00		
27	PRITHVI RAJ JINDAL	370	0.00	0	0.00	0.00	0	0.00	0	0.00	0	0.00	0.00		
28	NALWA SONS INVESTMENTS LIMITED	370	0.00	0	0.00	0.00	0	0.00	0	0.00	0	0.00	0.00		
	TOTAL :	1230040644	75.00	528907500	43.00	32.25	0	0.00	0	0.00	0	0.00	75.00		



(1)(a) STATEMENT SHOWING SHAREHOLDING PATTERN IN CLAUSE-35


NAME OF THE COMPANY: JSW ENERGY LIMITED		Name of the Scrip: JSW Energy Limited	
SCRIP CODE:	533148		
Class of Security:	Equity		
QUARTER ENDED:	31/03/2015		
		As a % of total no. of partly paid-up shares	As a % of total no. of shares of the Company.
Partly paid-up shares			
Held by promoter/promoter group	0	0	0
Held by Public	0	0	0
Total:	0	0	0
		As a % of total no. of outstanding convertible securities.	As a % of total no. of shares of the Company assuming full conversion of the convertible securities
Outstanding convertible securities:			
Held by promoter/promoter group	0	0	0
Held by Public	0	0	0
Total:	0	0	0
		As a % of total no. of warrants	As a % of total no. of shares of the Company, assuming full conversion of warrants
Warrants:			
Held by promoter/promoter group	0	0	0
Held by Public	0	0	0
Total:	0	0	0
Total paid-up capital of the Company, assuming full conversion of warrants and convertible securities	1640054795	0	100.00



[Signature]

(l)(c)(i) Statement showing holding of securities (including shares, warrants, convertible securities) of persons belonging to the category "Public" and holding more than 1% of the total number of shares						
Sr.No.	Name of the shareholder	Number of shares held	Shares as a percentage of total number of shares (i.e., Grant total (A)+(B)+(C) indicated in Statement at para (l)(a) above)	Details of warrants		Total shares (including underlying shares assuming full conversion of warrants and convertible securities) as a % of diluted share capital)
				Number of warrants held	As a % total number of warrants of the same class	
1	LIFE INSURANCE CORPORATION OF INDIA	80475310	4.91	0	0.00	4.91
2	STEEL TRADERS LIMITED	59372000	3.62	0	0.00	3.62
3	INDUS CAPITAL GROUP LIMITED	48826047	2.98	0	0.00	2.98
	TOTAL :	188673357	11.50	0	0.00	11.50

(l)(c)(ii) Statement showing holding of securities (including shares, warrants, convertible securities) of persons (together with PAC) belonging to the category "Public" and holding more than 5% of the total number of shares of the company						
Sr.No.	Name(s) of the shareholder(s) and the Persons Acting in Concert (PAC) with shares held	Number of shares held	Shares as a percentage of total number of shares (i.e., Grant total (A)+(B)+(C) indicated in Statement at para (l)(a) above)	Details of warrants		Total shares (including underlying shares assuming full conversion of warrants and convertible securities) as a % of diluted share capital)
				Number of warrants held	As a % total number of warrants of the same class	
				0	0	0
	TOTAL :	0	0	0	0	0





STATEMENT SHOWING DETAILS OF LOCKED-IN SHARES"			
(I)(d)			
		Locked-in shares as a (%) percentage of total number of shares {i.e, Grand Total shares (A)+(B)+(C) Indicated in Statement at para (I)(a) above}	Promoter/Promoter Group/Public
Sr.No.	Name of the shareholder	Number of locked- in shares	
	TOTAL :	0	0

STATEMENT SHOWING DETAILS OF DEPOSITORY RECEIPTS (DRS)			
(II)(a)			
		Number of shares underlying outstanding DRs	Shares underlying outstanding DRs as a percentage of total number of shares {i.e., Grand Total (A)+(B)+(C) indicated in Statement at Para(I)(a) above}
Sr.No.	Type of outstanding DR (ADRs,GDRs,SDRs,etc.)	Number of shares underlying outstanding DRs	
	TOTAL :	0	0

STATEMENT showing Holding of Depository Receipts (DRs), where underlying shares held by "Promoter/Promoter group" are in excess of 1% of the			
(II)(b)			
		Type of outstanding DR (ADRs,GDRs,SDRs, etc.)	Shares underlying outstanding DRs as a percentage of total number of shares {i.e., Grand Total (A)+(B)+(C) indicated in Statement at para(I)(a) above}
Sr.No.	Name of the DR Holder	Number of shares underlying outstanding DRs	
	TOTAL :	0	0