

JSWSL/STEEL/ENVT/Form-V/2023-24/96
26th September 2023

To

The District Environmental Engineer
Tamil Nadu Pollution Control Board
1.276, Meyyanur Main Road,
Siva Tower Salem – 4.

Dear Sir,

Sub: Steel-Submission of Environmental Statement (Form-V) for the year 2022-23
Ref: CTO dated 23.01.2023 - General Condition 16C under Water Act

Please find enclosed herewith the Environment Statement duly filled in Form-V under the Environmental (Protection) Act, 1986 for the period of **April 2022 – March 2023**.

This is for your kind information and kindly acknowledge the receipt of the same.

Thanking you,

For JSW Steel Limited



BNS Prakash Rao
Executive Vice President

Encl: as above

CC:

The Joint Chief Environmental Engineer (M),
Tamil Nadu Pollution Control Board
Salem Region, No # 9, 4th Cross street, Brindhavan road,
Fairlands, Salem -16

The Member Secretary,
Tamil Nadu Pollution Control Board,
76, Mount Salai, Guindy,
Chennai – 600 032


Salem Works

P.O. Pottaneri, Mecheri,
Mettur - Tk, Salem - Dt. Pin : 636 453
Tamilnadu, India.
CIN No L27102MH1994PLC152925
T +91 4298 272000
www.jsw.in

Registered Office

JSW Centre
Bandra Kurla Complex
Bandra East, Mumbai 400 051
T +91 22 4286 1000
F +91 22 4286 3000





ENVIRONMENTAL STATEMENT

[Form - V]

Reporting Period : FY 2022 - 2023



JSW Steel Limited - Salem Works



Submitted by:
JSW Steel Limited., Salem Works,
Pottaneri (P.O), Mecheri,
Mettur-(Tk), Salem(Dt)
Tamil Nadu, India, 636453

FORM-V
(Rule 14 of The Environment Protection,1986)
Environmental Statement for the financial year ending on 31st March 2023
PART-A

1	Name and address of the owner, occupier of the industry Operation or process	Mr. B. N. S. Prakash Rao Executive Vice President JSW Steel Limited, Salem Works Pottaneri & M. Kalipatti Village Salem District – 636 453
2	Industry category Primary	Ultra Red – Large
3	Production Capacity	Steel Products: 1150000 Pig Iron : 300000 (Intermediate products)
4	Year of establishment	1996, Expansion on 2007 & 2017
5	Date of the last Environmental Statement submitted.	23.09.2022

Production details against the Consent quantity

Sl. No.	Description	Unit	Consented Quantity	Actual Quantity
Product details				
1	Steel production (Mild Steel, Carbon Steel, Alloy Steel and Special Steel) Products (Billets, Blooms, Round bars, Round Corner Square, Flats, Coils, Bars & Rods, Hexagon, Annealed, Pickled, Peeled & Ground products and Steel Ball)	MT/Year	1150000	1124123
By product details				
1	Ferrous Sulfate	MT/Year	1200	986
2	Liquid oxygen for sale	MT/Year	15000	3855
3	Liquid Nitrogen for sale	MT/Year	2000	Nil
4	Liquid Argon for sale	MT/Year	8000	2733
5	Paver block by using Steel Making Shop slag	MT/Year	50000	3255
6	Crushed slag (Steel Making Shop Slag)	MT/Year	226750	222517*
7	Ready -Mix concrete	MT/Year	82500	21902
8	Ground Granulated Blast Furnace Slag (GGBFS)	MT/Year	800000	282674
Intermediate product details				
1	Pig Iron Production	MT/Year	300000	3693

* After IBM (Iron bearing material) and internal use

PART - B

Water and Raw Material Consumption:

1. Water consumption in m³/d @ 365 days

1. Process : 1629 m³/day
2. Cooling : 6733 m³/day
3. Domestic : 1237 m³/day

Sl. No.	Name of Products	Process (specific) Water consumption per unit of products	
		During the previous Financial year (2021-2022)	During the current Financial year (2022-2023)
1	Pig Iron (m ³ / TCS)	0.69	0.38
2	Steel products (m ³ /TCS)	2.19	2.05

2. Raw material consumption and production

Sl. No.	Name of raw materials	Name of Products	Consumption of raw material (TPA)	
			During the previous Financial year (2021 – 2022)	During the current Financial Year (2022 – 2023)
I	Unit : Sinter Plant	Sinter	1094081	1164722
1	Iron Ore Fines		774393	835018
2	Coke Fines		73939	80425
3	Lime Stone Fines		76159	89779
4	Dolomite Fines		64602	24386
5	Lime Powder		50933	58110
6	Filter Cake (BF & EOF Sludge)		26919	31233
7	Dust Catcher Fines		9701	5024
II	Unit : Coke Oven Plant	Coke	NR	487296
1	Coal		NR	693028
III	Unit : Blast Furnace	Hot Metal	1048267	1048265
1	Iron Ore		732659	539064
2	Coke		494123	447562
3	PCI Coal		144171	157626
4	Nut Coke		15793	13536
5	Lime Stone		2720	1244
6	Quartzite		1564	6145
7	Dunite		18743	15381
8	Dolomite		36530	21889
9	Sinter including fines		1090081	1134178
10	Pellet		NR	146504
11	EOF Slag		NR	1708
12	Small Sinter		NR	15655
13	Mn Ore		NR	648
IV	Unit : Steel Melting Shop (SMS)	Billets/Blooms	1091578	1124123
1	Hot Metal from BF		1021982	1044572
2	Pig Iron		3499	3315
3	Iron Skull & Steel Scrap and Skull (include Purchased)		208135	219100
4	FeMn		2267	2337

5	FeSi		1562	1865
6	Ferro Mo		619	643
7	Ferro – Cr		1563	6105
8	Ferro Ni		-	544
9	Burnt Lime		71106	71802
V	Mills			
	Bar & Rod Mill	BRM Products	NR	450710
	Blooming Mill	BLM Products	NR	378637
VI	Pickling and Annealing	Pickled Products	NR	26950
VII	Peeled and ground	Peeled Products	NR	2333
VIII	Steel Ball	Steel Ball	NR	1916

Part C

Pollution discharged to environment/unit of output
(Parameter as specified in the consent issued)

(a) Water Environment:

i) Sewage Treatment Plant (STP) @ plant

Pollutants discharged due to the treated sewage of Plant STP

Sl. No.	Pollutants	Quantity of Pollutants discharged (Kg/day)	Concentration of Pollutants discharged (mg/l)	Percentage of variation from prescribed standards with reasons.
Pollutants discharged due to the treated sewage of Plant STP				
1	pH	-	7.31	Treated water quality parameters are within the prescribed standards by TNPCB.
2	TSS	0.485	10.18	
3	BOD 5 days @20°C	0.227	4.77	

ii) Sewage Treatment plant (STP) @Township

Pollutants discharged by the treated sewage of Township STP

Sl. No.	Pollutants	Quantity of Pollutants discharged (Kg/day)	Concentration of Pollutants discharged (mg/l)	Percentage of variation from prescribed standards with reasons.
Pollutants discharged by the treated sewage of township STP				
1	pH	-	7.35	Treated water quality parameters are within the prescribed standards by TNPCB.
2	TSS	0.247	10.18	
3	BOD 5 days @20°C	0.048	2	

Sewage generated is treated in the respective Sewage Treatment Plants and treated water is reused for gardening purpose in the plant premises.

(b) Air Environment

Details of the Stack Emission from the Plant

The details of the average stack emission for the year 2022 – 23 are given below

Sl. No.	Pollutants prescribed	Prescribed the Limits	Quantity of pollution Discharged (kg/day)	Con. of pollution in Discharged (mg/Nm ³)	% of variation from Prescribed Standards with reasons.
1	SPM	As per MoEF&CC notification 2012 for Iron & Steel plant	5699	78.87	Air quality parameters are within the prescribed standards by TNPCB.
2	SO ₂		3563	114	
3	NOx		2916	95.66	

PART-D

HAZARDOUS WASTES (Generation)

As specified under Hazardous and other Wastes (Management & Transboundary Movement) rules 2016.

(a) From process

Sl. No.	Hazardous Wastes generated	Authorization Qty. as per HWA (MT/Annum)	Total Quantity (MT)	
			During previous financial year (2021 – 2022)	During current financial year (2022 – 2023)
1	3.3 - Sludge and filters contaminated with oil (Furnace oil cleaning sludge once in 5 Years)	1.5	0	0
2	5.1 - Used / Spent oil	70	51.35	53.06
3	5.2 - Wastes / Residues containing oil (Used Grease)	25	13.25	13.47
4	5.2 - Waste / Residues containing oil (Oil Soaked cotton Waste)	40	18.78	19.65
5	33.1 - Discarded containers / Barrels / Liners contaminated with hazardous waste / Chemicals	30	16.91	19.62
6	12.5 - Phosphate sludge	100	6.86	0.01
7	35.3 – Chemical Sludge from wastewater treatment	700	0	28.68
8	35.3 - Chemical Sludge from wastewater treatment(ATFD salt)	600	5.91	5.92

(b) From Air Pollution Control Facilities

No Hazardous waste generated from APC measures.

The Batteries (Management & Handling) Rules, 2001 Disposal

Sl. No.	Battery Waste disposal	Total Quantity (MT) Disposal	
		During the previous financial year (2021 – 2022)	During the current financial year (2022 – 2023)
1	Lead and lead compounds (Used Battery)	9.35	15.40

**PART – E
SOLID WASTE (Generation)**

Sl. No.	Solid Wastes	Total Quantity (MT)	
		During the previous financial year (2021– 2022)	During the current financial year (2022– 2023)
a. From Process			
i	BF Slag (granulated)	451752	413274
ii	SMS Slag	240657	247445
iii	Mill Scale	15011	15458
b. From Pollution Control Facility			
i	Dust catcher fines	32197	28878
ii	Filter cake (BF & EOF)	36789	36293
iii	STP Sludge	43	38
c. Quantity of recycled or re-utilized within the plant			
i	BF Granulated Slag	311	852
ii	Dust Catcher fines	12607	9211
iii	Filter cake (BF & EOF)	34989	39131
iv	Steel scrap and skull from SMS slag	24692	13587
v	Crushed SMS Slag (0 mm to 140 mm)	168723	39668
vi	Mill Scale	16258	14963
vii	STP Sludge	43	38
d. Sold/Disposed			
i	BF Granulated Slag	227431	598488
ii	Crushed SMS slag (0 mm to 140 mm)	141467	158678
iii	Dust Catcher fines	13703	30423
e. Disposed for land filling			
Nil			

PART – F

Please specify the characteristics (in terms of composition and quantum) of hazardous as well as solid wastes and indicate disposal practice adopted for both these categories of wastes.

Sl. No.	Description of the Waste	Characteristics	Total Utilization Quantity (TPA)	Method of Disposal
Non Hazardous Waste				
1	Blast Furnace Slag	Non Hazardous	599340	Initially disposed through Cement vendors and after obtaining CTO for value addition GGBFS plant

				used in the GGBFS plant
2	Dust catcher fines	Non Hazardous	39634	Reused in sinter plant and portion sold
3	Filter Cake BF & EOF	Non Hazardous	39131	Re-used in Sinter plant
4	Steel Scrap & Skull	Non Hazardous	-	Re-used in SMS
5	SMS Slag	Non Hazardous	198345	Disposed to cement industries and internal use
6	Mill Scale	Non Hazardous	14962	Re-used in Sinter Plant
Hazardous Wastes				
7	3.3. Sludge and filters contaminated with oil (Furnace oil cleaning sludge once in 5 Years)	Hazardous	-	Generation, Collection, Storage, Send to GGEPIPL, Ranipet for preprocessing (Utilizable)
8	5.1. Used/Spent oil (Litres/Year)	Hazardous	52.87	Generation, Collection, Storage, Send to TNPCB Authorized recycler for recycling (Recyclable)
9	5.2 Waste / Residues containing oil (Oil soaked cotton waste)	Hazardous	25.33	Generation, Collection, Storage, Send to M/s. Sandhiya Enviro Tech System Villupuram for preprocessing (Utilizable)
10	5.2. Waste / Residues containing oil (Used Grease)	Hazardous	13.47	Generation, Collection, Storage, Send to GGEPIPL, Ranipet for preprocessing (Utilizable)
11	12.5.Phosphate sludge	Hazardous	6.87	Generation, Collection, Storage, Send to GGEPIPL, Ranipet for preprocessing (Utilizable)
12	33.1. Discarded containers / Barrels / Liners contaminated with hazardous waste / Chemicals	Hazardous	19.54	Generation, Collection, Storage, Send to M/s. Sandhiya Enviro Tech System Villupuram for preprocessing. (Utilizable)
13	33.5. Chemical Sludge from waste water treatment	Hazardous	33.10	Generation, Collection, Storage, Send to GGEPIPL, Ranipet for preprocessing (Utilizable)
14	33.5. Chemical Sludge from waste water treatment (ATFD salt)	Hazardous	0	Generation, Collection, Storage, with in the premises

TPA- Tonnes Per Annum

PART-G

Impact of the pollution control measures taken on conservation of natural resources and consequently on the cost of production.

The implementation of ISO 14001 lead to cost savings through the reduction of waste, energy consumption, and other resources and enhanced its overall competitiveness. Pollution control measures adopted have several positive impacts on conservation of natural resources and cost savings. These measures often brought together

- 1. Resource Conservation & Waste reduction:** Implementation of value addition projects have reduced the consumption of raw materials and energy, leading to better resource management. For instance, recycling and reusing process byproducts resulted into minimized waste and preserve valuable resources.
Eg. 0.8 MTPA GGBFS plant using blast furnace slag, the ground product is directly going to cement production.
- 2. Energy Efficiency:** Pollution control technologies often require optimizing processes and upgrading equipment. This resulted in improved energy efficiency, reducing the consumption of fossil fuels and conserving energy resources.
Eg. Use of Waste heat from sintering process in the GGBFS, use of bio gas from food waste in canteen, VFDs in various equipment's.



Biogas plant

- 3. Water Conservation:** Efficient pollution control measures has led to better water management within the plant. By recycling and treating water used in various processes, water consumption has been brought down, which is crucial for preserving this finite resource.
Eg. Revamping carried out of 100 KLD Plant Sewage Treatment Plant (STP) as a part of continual improvement.



Plant STP Revamping

- 4. Air Quality Improvement:** Adopting air pollution control devices such as Bag filters and ESPs and scrubbers, paving the areas (laying of paver blocks) has significantly reduced emissions of harmful pollutants into the atmosphere. This improved ambient air quality contributes to healthier environment & employee morale.

The existing greenbelt developed is about 91.28 Ha of the total area which is about 34.05%. Adequate Air Pollution Control measures are installed in the respective process and raw material handling areas. Water sprinklers, dry & wet fog systems, GI sheets (as dust barrier), paved roads, tyre washing unit are provided in order to control fugitive emission.



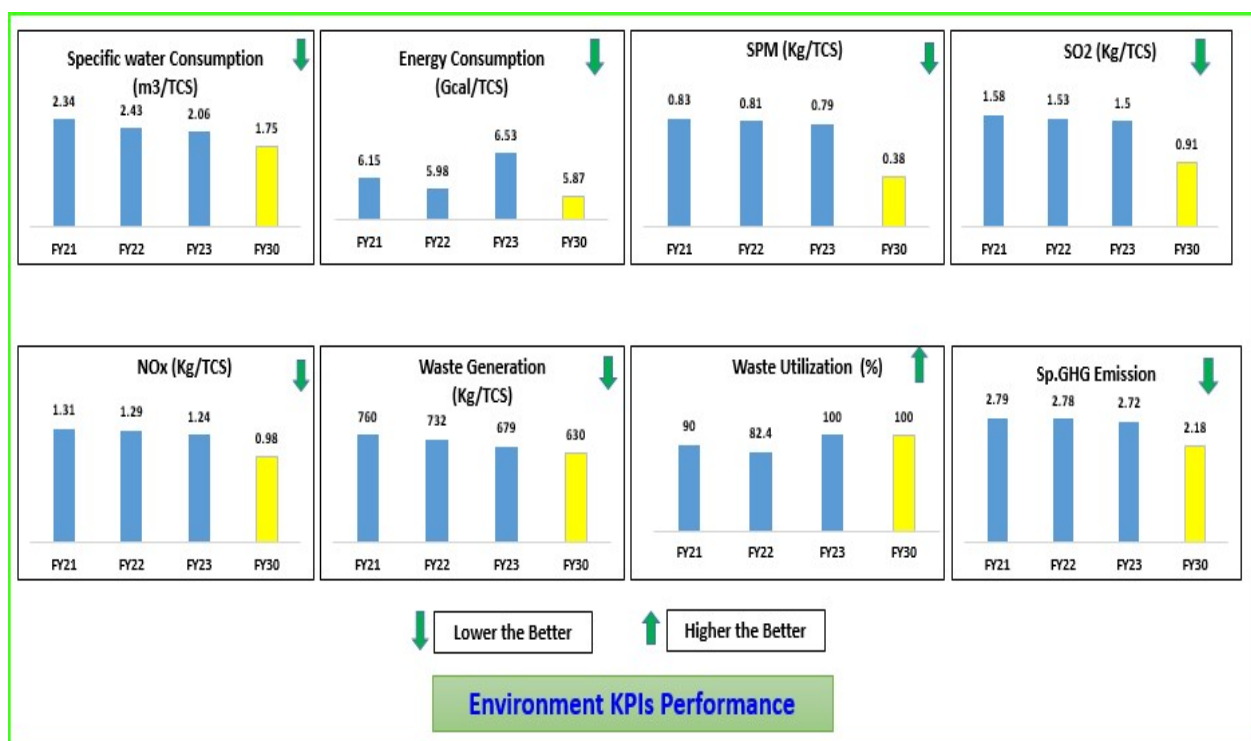
Images of air pollution controls adopted



Reduction in the fugitive emissions due to paved roads

5. **Waste Reduction:** Proper waste management techniques has minimized the environmental impact of waste disposal and potentially generate value from waste byproducts. Eg. **Wealth from Waste:** Paver Block production from Steel Making Slag. CTO obtained from TNPCB for production of 25000 No. paver blocks by using SMS slag.
6. **Long-Term Cost Savings:** While the initial investment in pollution control technologies might be significant, the long-term benefits often outweigh the costs. Energy savings, reduced waste disposal costs, and improved process efficiency has led to substantial financial savings over the time.
7. **Sustainable Practices:** Implementing pollution control measures aligns with sustainable business practices, which can attract environmentally conscious customers and investors.

Sl. No.	Pollution control measures adopted	Impact on Conservation of natural resources
1	Effluent Treatment, Reverse Osmosis plant	As a part of long term planning targets set and achieved for reduction of specific water consumption and it is a continual process. (Graph attached below)
2	Energy Efficiency	As a part of long term planning targets set and achieved for reduction of specific energy consumption and it is a continual process. (Graph attached below)
3	Air Quality Improvement	As a part of long term planning targets set and achieved for reduction of specific PM emission, SO ₂ & NO _x and it is a continual process. (Graph attached below)
4	Waste Reduction & Utilization	Reduction in specific waste generation and increased waste utilization. (Graph attached)
5	Sustainable Practices	Use of sensible heat, BF gas as fuel in order to reduce fuel/energy consumption and intern reducing GHG emissions to achieve Annual targets. (Graph attached) Ban on use of single use plastic within plant premises.



Calculations based on the PM trophy method

PART – H

Additional measures / investment proposal for environmental protection including abatement of pollution.

- ❖ About 10256 Tree saplings planted in & around the plant premises during FY 2023 and so far the total quantity of tree plantation is about 2.62 Lakhs with the survival rate of 80 - 90%. CO₂ sequestration study is conducted during FY 2023. Total quantum carbon

sequestration by the existing green belt in the Year 2022-23 is 5699 MT. for FY 2024, 11000 no. of tree sapling are planted.

Table: Month wise tree plantation details for FY 23

Sl. No.	Month	Total no. of trees planted
1	Apr-22	158
2	May-22	1232
3	Jun-22	678
4	Jul-22	420
5	Aug-22	498
6	Sep-22	690
7	Oct-22	937
8	Nov-22	1913
9	Dec-22	1085
10	Jan-23	1205
11	Feb-23	948
12	Mar-23	492
	2022-23	10256
	Cumulative till date	262421

- ❖ Rain water harvesting capacity enhancement with this overall capacity is 69500 m³.
- ❖ Wastewater segregation project to avoid mixing with storm water drains.
- ❖ Climate Action plan road map till 2030 to minimize GHG emissions
- ❖ CCTV installation for monitoring fugitive emission in various process of steel plant.

World Environment day celebration June 2022



International Ozone day celebration September 2022



World Water day celebration April 2023



PART – I MISCELLANEOUS

Any other particulars in respect of Environmental protection and abatement of pollution.

❖ Tree Plantation Details:

During Fiscal Year 2023, our commitment to environmental sustainability was exemplified through an extensive tree plantation initiative at our plant. Our efforts in nurturing the environment and enhancing the green cover were driven by a deep sense of responsibility.

Throughout FY 23, we achieved an impressive milestone, with our total green belt area reaching an impressive 91.28 Ha of the plant's total area. This substantial green belt coverage signifies our dedication to mitigating environmental impact and preserving biodiversity within our premises.



Tree Plantation drive @ Sinter Plant



Peacock within plant premises

Corporate Social Responsibility:

JSW is committed to improving the quality of life of the community. Our focus has been on all round improvement of the community through our Corporate Social Responsibility (CSR) and Corporate Environment Responsibility (CER). Our company has a robust CSR policy with emphasis on areas like Livelihood Initiatives, Education, Health, Infrastructure and Environment. Our strong association with Stakeholders i.e. local leaders and partnership helps us to understand the community needs and widen our reach. The CSR & CER details are attached as **Annexure I**

ANNEXURE 1
CSR DETAILS

CSR REPORT FOR THE PERIOD OF APRIL 2022 TO MARCH 2023

Background

JSW is deeply conscious of its vision and responsibilities to the community around the plant. Empowering citizen with better health, education and employment opportunities is JSW’s mission. JSW is committed to improve the quality of life of surrounding community through Corporate Social Responsibility (CSR) programmes. We have well laid down community development program under CSR. Our focus is on

- Health
- Education
- Environment
- Women Empowerment
- Sports and
- Rural Infrastructure Development.



People in Pottaneri, M.Kalipatti, Kuttapatti, Viruthasampatti, Gonur Panchayats and Mecheri Town are covered under CSR projects. Our CSR spent for the financial year 2022-23 is Rs. 4.27 Crores.

HEALTH – UPGRADATION OF MECHERI PHC

Mecheri Primary Health Care Center is main PHC which is accessing by more than 25 villages. On an every basis 500 patients are utilising the benefit of this particular PHC especially 200 pre and post natal women are accessing from surrounding villages for their routine checkup and delivery. We have renovated New born baby stabilizer unit with setting up of permanent 4 bedded breathing equipments, operation theater, delivery hall and toilets. This unit is used for all kind of issues of new born baby. This intervention is much more needed for the benefit of pre and post natal mothers.



EDUCATION – EARLY INTERVENTION CENTER

JSW – CSR handed over therapy and learning materials to 3 Early Intervention Centers of Mecheri, Nangavalli & Kolathur. Material includes Physio & Speech therapy unit, sensory unit, smart TVs, learning equipment’s and so forth. The material worth is Rs. 9,62,397/- These 3 centers are being accessed by 427 special children from 15 panchayats & 3 unions. This intervention is to ensure an inclusive, equitable learning environment for special children and to make them self-depended by giving them required therapy. Through this intervention we are addressing the needs of (0 to 18) age groups of special children.



HEALTH – EYE SCREENING TO SCHOOL STUDENTS



JSW – CSR screened 14228 students from 43 schools and villages. Through this intervention we have addressed vision related issues and distributed 562 spectacles to needed students. All 43 schools are from DIZ. And also given awareness on intakes in order to prevent eye related




issues.

SPORTS – CHESS TOURNAMENT AT SALEM

JSW - CSR organized and inaugurated Chess Tournament for the Salem district school students. This intervention would lead children to participate in State and National level tournament. Playing chess shall improve children’s cognitive skills such as memory, planning and problem solving, Through this initiative we have engaged 1500 students from across Salem district. Most importantly the school administration and parents were encouraged students to participate in the tournament. The worth of project is Rs.500000/-.



WOMEN EMPOWERMENT PROGRAMME - BPO



JSW – CSR initiated BPO with 50 female candidates. We are empowering women to be economically independent by creating employment opportunities for them. We have recruited candidates from economically weaker section families (Direct Impact Zone) to improve their standards of living by creating employment opportunities for rural women. Empowering them to be economically independent.

EDUCATION – UDAAN SCHOLARSHIP

We have been offering every year JSW Udaan Scholarship to surrounding students those who pursuing their higher education. We have sponsored scholarship worth of Rs. 80,00,000/- this FY-2022-23 with an aim of make education accessible to youth of our surrounding community. This year covered 214 deserving students from Salem district especially have first priority to M. Kalipatti and Pottaneri Panchayats through our initiative.



EDUCATION – JSW ASPIRE PROGRAM



In order to improve life skills among young generation. We have initiated life skill training program, through this initiatives targeted 1500 students from 7 government schools within radiation of 5 km. Through this initiative enhancing skills of children’s life skills, carrier counselling, problem solving & critical thinking. This initiative is not only targeted schools children but also educating their parents on importance of education and conducting activities to create awarness among parents. Also established Community Learning Center (CLC) at community level to reach children as well their parents. Also encouraged children to participate National days such as National Girl child day, Children’s Day, Ocean Day, Nutrition day and so forth.

EDUCATION –SCHOOL INFRASTRUCTURE - METTUR

We have renovate six classrooms which is 100 years old school. The classroom conditions were in unusable condition and there were no adequate and good learning atmosphere for students come from rural background. By renovating six classrooms we have created good learning environment to students as well school administration. This is the only school in Mettur reagon is being accessed by more than 1000 students. And these students are from socio-economically weaker session. We have ensured quality infrastructure with the worth of 17,00000/-



EDUCATION – SCHOOL INFRA - THANEER KUTTAPPATI



We have renovated Thaneer Kuttappati Primay School. This school is being accessed by 45 students from rural areas. The classroom conditions were poorest hence based on the need we have renovated entire primary school with the following facilities: building renovation, water facilities, renovated toilet, paver block, wall paintings for visual learning and fencing. Creating good atmosphere is one of our primary focus, especially surrounding government schools, in line with that we have been renovating surrounding schools. At presnt the school administration, students and parents are pleased with our intervention.

SPORTS – SPORTS MATERIALS FOR GOVT SCHOOLS

JSW – CSR handed over the sports materials to 7 government higher secondary schools and 14 middle schools which are surrounded by our plant. Given 35 types of sports materials. This initiative would encourage students and physical education teachers to engage in sports activities on every day basis. The worth of the sports equipment is Rs.12,62,175/-. Through this initiative we could engage more than 5000 students in sports activities.



ENVIRONMENT – MHAVANAM PROJECT



We have established the Mahavanam forest at Vanavasi – Government Higher Secondary School in 20,000 sqft with 3500 saplings and it includes 18 varieties of fruit bearing plants and 22 native species. Mahavanam is one of the methods to increase green cover at Salem location. Developing Mahavanam would contribute significantly to control human pollution and contribute towards global climate change; JSW-CSR is intended to bring sustainable change in the surrounding environment by involving in the development of forest to increase green cover at around plant and Salem. On an average, one acre of new forest can sequester about 2.5 tons of carbon annually. In one year, an acre of forest can absorb twice the CO2 produced by the average car's annual

mileage.

HEALTH – UPGRADATION OF PHC

JSW – CSR constructed patient waiting hall in Kuttappatti PHC. In kuttapati panchayat this is the main PHC, every week pre and post natal mother check-up happening in this PHC. On weekly basis 100 -150 pre and post natal mothers for their regular check-ups. Due to insufficient space the patients were sitting or standing outside, especially patient were facing difficulties during rainy and sunny seasons. The Block Medical Officer, workers and patients are expressing their gratitue for our contribution.



SPORTS – SILAMBAM ART



JSW – CSR is initiated Silambam art activity to surrounding government school students from 5 schools. We have trained 200 students on Silambam art. Also these 200 students were participated in World Record Event and shown their potential in Silambam art.

The amount spent on the CSR activities during the period of October to March 2023 is given in the Table 1

Table 1 : CSR spent details for the period October – March 2023

S. No	CSR Activities	Amount Spent Rs.in lakhs	Remarks
1	FPO Agri Livelihoods	19.64	Work Completed
2	Greenery Development	0	Work Completed
3	Health Outreach Program-Camps	10	Work Completed
4	JSW Aspire Project	41.37	Work Completed
5	JSW UDAAN Scholarship	74.33	Work Completed
6	Promote Rural Sports	30	Work Completed
7	Support to BPO	36.46	Work Completed
8	Support to Kingston Engg College	130	Work Completed
9	School Infrastructure	29.02	Work Completed
Total		370.82	

The amount spent on the CSR activities during the period of April to March 2023 is given in the Table 2

Table 2: CSR spent details for FY 2023

S. No	CSR Activitiy	April 22 – September 23 (in lakhs)	October 22 – March 23 (in lakhs)	Total Spent (in lakhs)
1	Ensuring access to drinkng water	15.1	0	15.1
2	FPO Agri Livelihoods	0	19.64	19.64
3	Greenery Development	23.6	0	23.6
4	Health Outreach Program-Camps	0	10	10
5	JSW Aspire Project	0	41.37	41.37
6	JSW UDAAN Scholarship	0	74.33	74.33
7	Promote Rural Sports	0	30	30
8	Support to BPO	14.06	36.46	50.52
9	Support to Kingston Engg College	0	130	130
10	Women's livelihood projects	4.28	0	4.28
11	School Infrastructure	0	29.02	29.02
Total		57.04	370.82	427.86