


JSW HOLDINGS LIMITED


SHAREHOLDING PATTERN AS ON 31.12.2014

(I) (a) Statement showing Shareholding Pattern

SCRIP CODE : 532642	Name of Scrip : JSWHL	Class of Security : Equity	Quarter Ended : 31.12.2014	As a % of total number of partly paid up shares	As a % of total number of shares of the Company
<u>Partly paid up shares</u>	Held by Promoter/Promoter group			NIL	NIL
	Held by Public			NIL	NIL
	Total			NIL	NIL
<u>Outstanding Convertible Securities</u>				As a % of total No. of outstanding Con. Securities	As a % of total No. of shares of the Company, assuming full conversion of the Securities
	Held by Promoter/Promoter group			NIL	NIL
	Held by Public			NIL	NIL
Total				NIL	NIL
<u>Warrants</u>				As a % of total number of warrants	As a % of total number of shares of the Company assuming full conversion of warrants
	Held by Promoter/Promoter group			NIL	NIL
	Held by Public			NIL	NIL
Total				NIL	NIL
Total paid up capital of the Company, assuming full conversion of warrants and convertible securities				1,10,99,625 shares of Rs.10/- each (Rs.11,09,96,250/-)	




Category Code	Category of Shareholders	Number of Shareholders	Total No. of shares	Number of shares held in demated form	Total shareholding as a percentage of total number of shares		Shares pledged or otherwise encumbered	
					As a percentage of		Number of Shares	As a %
					(A+B)	(A+B+C)		
(I)	(II)	(III)	(IV)	(V)	(VI)	(VII)	(VIII)	(IX)=(VIII)/(IV)*100
(A)	Shareholding of Promoter and Promoter Group²							
(1)	Indian							
(a)	Individuals/H.U.F	21	26742	26742	0.24	0.24		
(b)	Central/State Government(s)	0	0	0	0.00	0.00		
(c)	Bodies Corporate	13	6729294	6729294	60.63	60.63		
(d)	Financial Institutions/Banks	0	0	0	0.00	0.00		
(e)	Any Other (specify)							
	Employee Welfare Trust	0	0	0	0.00	0.00		
	M&M Benefit Trust	0	0	0	0.00	0.00		
	Sub-Total (A)(1)	34	6756036	6756036	60.87	60.87	N.A.	N.A.
(2)	Foreign							
(a)	Non Resident Individuals/Foreign Nationals							
(b)	Bodies Corporate							
(c)	Institutions							
(d)	Any Other (specify)							
	Sub-Total (A)(2)	0	0	0	0.00	0.00	N.A.	N.A.
	Total holding of Promoter and Promoter Group (A)=(A)(1)+(A)(2)	34	6756036	6756036	60.87	60.87	N.A.	N.A.
(B)	Public Shareholding³							
(1)	Institutions							
(a)	Mutual Fund/UTI	15	4599	3906	0.04	0.04		
(b)	Financial Institutions/Banks	12	25213	24595	0.23	0.23		
(c)	Central/State Government(s)	0	0	0	0.00	0.00		
(d)	Venture Capital Funds	0	0	0	0.00	0.00		
(e)	Insurance Companies	1	21831	21831	0.20	0.20		
(f)	Foreign Institutional Investors	25	1240322	1239060	11.17	11.17		
(g)	Foreign Venture Cap. Inv	0	0	0	0.00	0.00		
	Sub-Total (B)(1)	53	1291965	1289392	11.64	11.64	N.A.	N.A.
(2)	Non Institutions							
(a)	Bodies Corporate	762	834188	830336	7.52	7.52		
(b)	Individuals							
	i) Holding nominal share capital upto Rs. 1 lakh	26135	1753601	1554694	15.80	15.80		
	ii) Holding nominal share capital in excess of Rs. 1 lakh	15	330430	330430	2.98	2.98		
(c)	Any Other(specify) Individual							
	Non-Resident Individual	1253	123013	86538	1.11	1.11		
	Foreign National	1	100	100	0.00	0.00		
	Overseas Corporate Bodies	2	10025	10000	0.09	0.09		
	Foreign Bodies	0	0	0	0.00	0.00		
	Trust	1	267	267	0.00	0.00		
	Clearing Member	0	0	0	0.00	0.00		
	Sub-Total (B)(2)	28169	3051624	2812365	27.49	27.49	N.A.	N.A.
	Total Public shareholding (B)=(B)(1)+(B)(2)	28222	4343589	4101757	39.13	39.13		
	TOTAL (A)+(B)	28256	11099625	10857793	100.00	100.00	N.A.	N.A.
(C)	Shares held by Custodians and against which Depository Receipts have been Issued							
1	Promoter and Promoter Group	0	0	0	0.00	0.00		
2	Public	0	0	0	0.00	0.00		
	GRAND TOTAL (A)+(B)+(C)	28256	11099625	10857793	100.00	100.00	N.A.	N.A.



(I) (b) Statement showing holding of securities (including shares, warrants, convertible securities) of persons belonging to the category "Promoter and Promoter Group"

Sr.No.	Name of the shareholder	Details of Shares held		Encumbered shares*			Details of warrants		Details of convertible securities		Total shares (including underlying shares assuming full conversion of warrants and convertible securities as a % of diluted share capital
		No of Shares held	As a % of grand total (A)+(B)+(C)	Number	As a Percentage	As a % of grand total (A)+(B)+(C) of sub-clause (I)(a)	No of warrants held	As a % of total number of warrants of the same class	Number of convertible securities held	As a % of total number of convertible securities of the same class	
(I)	(II)										
(a)	Individuals										
1	R K JINDAL & SONS HUF.	3708	0.03	0	0.00	0.00	NA	NA	NA	NA	0.03
2	SAJAN JINDAL	2197	0.02	0	0.00	0.00	NA	NA	NA	NA	0.02
3	PRITHVI RAJ JINDAL	2097	0.02	0	0.00	0.00	NA	NA	NA	NA	0.02
4	SAVITRI DEVI JINDAL	1863	0.02	0	0.00	0.00	NA	NA	NA	NA	0.02
5	RATAN JINDAL	1470	0.01	0	0.00	0.00	NA	NA	NA	NA	0.01
6	S K JINDAL AND SONS HUF	1447	0.01	0	0.00	0.00	NA	NA	NA	NA	0.01
7	SMINU JINDAL	1381	0.01	0	0.00	0.00	NA	NA	NA	NA	0.01
8	DEEPIKA JINDAL	1356	0.01	0	0.00	0.00	NA	NA	NA	NA	0.01
9	SHRADHA JATIA	1257	0.01	0	0.00	0.00	NA	NA	NA	NA	0.01
10	ABHYUDAY JINDAL	1256	0.01	0	0.00	0.00	NA	NA	NA	NA	0.01
11	TARINI JINDAL	1256	0.01	0	0.00	0.00	NA	NA	NA	NA	0.01
12	TRIPTI JINDAL	1256	0.01	0	0.00	0.00	NA	NA	NA	NA	0.01
13	URVI JINDAL	1256	0.01	0	0.00	0.00	NA	NA	NA	NA	0.01
14	SANGITA JINDAL	1181	0.01	0	0.00	0.00	NA	NA	NA	NA	0.01
15	P R JINDAL HUF	1122	0.01	0	0.00	0.00	NA	NA	NA	NA	0.01
16	NAVEEN JINDAL	691	0.01	0	0.00	0.00	NA	NA	NA	NA	0.01
17	NAVEEN JINDAL	684	0.01	0	0.00	0.00	NA	NA	NA	NA	0.01
18	PARTH JINDAL	500	0.00	0	0.00	0.00	NA	NA	NA	NA	0.00
19	TANVI JINDAL	500	0.00	0	0.00	0.00	NA	NA	NA	NA	0.00
20	AARTI JINDAL	250	0.00	0	0.00	0.00	NA	NA	NA	NA	0.00
21	SAROJ BHARTIA	34	0.00	0	0.00	0.00	NA	NA	NA	NA	0.00
	Sub - Total (a)	26742	0.24	0	0.00	0.00	NA	NA	NA	NA	0.24


Contd..



(I) (b) Statement showing holding of securities (including shares, warrants, convertible securities) of persons belonging to the category "Promoter and Promoter Group" (contd)

Sr.No.	Name of the shareholder	Details of Shares held		Encumbered shares(*)			Details of warrants		Details of convertible securities		Total shares (including underlying shares assuming full conversion of warrants and convertible securities as a % of diluted share capital (XII))
		No of Shares held	As a % of grand total (A)+(B)+(C)	Number	As a Percentage	As a % of grand total (A)+(B)+(C) of sub-clause (I)(a)	No of warrants held	As a % of total number of warrants of the same class	Number of convertible securities held	As a % of total number of convertible securities of the same class	
(1)	(II)	(III)	(IV)	(V)	(VI) = (V)/(III)*100	(VII)	(VIII)	(IX)	(X)	(XI)	(XII)
1	Nalwa Sons Investments Ltd	75	0.00	0	0.00	0.00	NA	NA	NA	NA	0.00
2	Nalwa Sons Investments Ltd	1137043	10.24	0	0.00	0.00	NA	NA	NA	NA	10.24
3	Reynold Traders Pvt. Ltd	320500	2.89	0	0.00	0.00	NA	NA	NA	NA	2.89
4	SAHYOG TRADCORP PRIVATE LIMITED	822674	7.41	0	0.00	0.00	NA	NA	NA	NA	7.41
5	OPJ TRADING PRIVATE LIMITED	822673	7.41	0	0.00	0.00	NA	NA	NA	NA	7.41
6	VIRTUOUS TRADECORP PRIVATE LIMITED	822672	7.41	0	0.00	0.00	NA	NA	NA	NA	7.41
7	DANTA ENTERPRISES PRIVATE LIMITED	554500	5.00	0	0.00	0.00	NA	NA	NA	NA	5.00
8	JSW INVESTMENTS PVT LTD	441518	3.99	0	0.00	0.00	NA	NA	NA	NA	3.99
9	JINDAL COAL PRIVATE LIMITED	435511	3.92	0	0.00	0.00	NA	NA	NA	NA	3.92
10	GLEBE TRADING PRIVATE LIMITED	433828	3.91	0	0.00	0.00	NA	NA	NA	NA	3.91
11	JSL LIMITED	115293	1.04	0	0.00	0.00	NA	NA	NA	NA	1.04
12	VINAMRA CONSULTANCY PVT LTD	334	0.00	0	0.00	0.00	NA	NA	NA	NA	0.00
13	Hexa Tradex Limited	6729294	60.63	0	0.00	0.00	NA	NA	NA	NA	60.63
	Sub-Total (b)	6756036	60.87	0	0.00	0.00	NA	NA	NA	NA	60.87
	Grand Total										

(*) The term "encumbrance" has the same meaning as assigned to it, in regulation 28(3) of the SAST Regulations, 2011




(I)(c)(i) Statement showing holding of securities (including shares,warrants,convertible securities) of persons belonging to the category "Public" and holding more than 1% of the total number of shares.

Sr. No.	Name of the shareholder	Number of shares held	Shares as a percentage of total number of shares {i.e., Grand Total (A)+(B)+(C) indicated in Statement at para (I)(a) above}	Details of warrants		Details of convertible securities		Total shares (including underlying shares assuming full conversion of warrants and convertible securities as a % of diluted share of capital)
				No of warrants held	As a % of total number of warrants of the same class	Number of convertible securities held	As a % of total number of convertible securities of the same class	
1	ACACIA PARTNERS,LP	219500	1.98	NA	NA	NA	NA	1.98
2	SPARROW ASIA DIVERSIFIED OPPORTUNITIES FUND	198000	1.78	NA	NA	NA	NA	1.78
3	ACACIA INSTITUTIONAL PARTNERS,LP	171200	1.54	NA	NA	NA	NA	1.54
4	AQUARIUS INDIA OPPORTUNITIES FUND	157288	1.42	NA	NA	NA	NA	1.42
5	STREAM VALUE FUND	131000	1.18	NA	NA	NA	NA	1.18
	TOTAL	876988	7.90	NA	NA	NA	NA	7.90

(I)(c)(ii) Statement showing holding of securities (including shares, warrants, convertible securities) of persons (together with PAC) belonging to the category "Public" and holding more than 5% of the total number of shares of the company

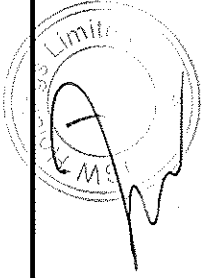
Sr.No.	Name(s) of the shareholder(s) and the Persons Acting in Concert (PAC) with them	Number of shares	Shares as a percentage of total number of shares {i.e., Grand Total (A)+(B)+(C)}	Details of warrants		Details of convertible securities		Total shares (including underlying shares assuming full conversion of warrants and convertible securities)
				No of warrants held	As a % of total number of warrants of the same class	Number of convertible securities held	As a % of total number of convertible securities of the same class	
	NIL	0	0.00	NA	NA	NA	NA	0
	TOTAL	0	0.00	NA	NA	NA	NA	0



(1) (d) Statement showing details of locked in shares				
Sr. No.	Name of shareholder	No. of locked-in shares	Locked-in shares as percentage of total no. of shares {i.e. Grand Total(A)+(B)+C) indicated in statement at para(1)(a) above}	Promoter / Promoter Group / Public
	NIL		0.00	
	TOTAL	0	0.00	

(II) (a) Statement showing details of Depository Receipts (DRS)				
Sr. No.	Type of outstanding Dr(ADRs, GDRs, SDRs, etc)	No. of DRs	No. of shares underlying outstanding DRs	Shares underlying outstanding DRs as a percentage of total no. of shares {i.e. Grand Total (A)+(B)+C) indicated in Statement at para (1)(a)above}
	TOTAL			N.A.

(II) (b) Statement showing holding of Depository Receipts (DRs) where underlying shares held by "promoter / promoter group" are in excess of 1% of the total no.of shares				
Sr. No.	Name of the DR Holder	Type of outstanding DR(ADRs, GDRs, SDRs, etc.)	No. of shares underlying outstanding DRs.	Shares underlying outstanding DRs as a percentage of total no. of shares {i.e. Grand Total (A)+(B)+C) indicated in Statement at para (1)(a)above}
	TOTAL			N.A.



(III) (a) Statement showing the voting pattern of shareholders, if more than one class of shares/securities is issued by the issuer (Give description of voting rights for each class of security Class X, Class Y, Class Z)							
Category code	Category of shareholder	Number of Voting Rights held in each class of securities			Total Voting Rights	Total Voting Rights i.e. (VI)	
		Class X	Class Y	Class Z		(III+IV+V)	As a % of (A+B)
(I)	(II)	(III)	(IV)	(V)	(VI)	(VII)	(VIII)
(A)	Promoter and Promoter Group						
(1)	Indian						
(a)	Individuals/Hindu Undivided Family						
(b)	Central/State Government(s)						
(c)	Bodies Corporate						
(d)	Financial Institutions/Banks						
(e)	Any Other (specify)						
	Sub-Total (A) (1)	N.A.	N.A.	N.A.	N.A.	N.A.	N.A.
(2)	Foreign						
(a)	Individuals (Non Resident/Foreign)						
(b)	Bodies Corporate						
(c)	Institutions						
(d)	Any Other (specify)						
	Sub-Total (A)(2)	N.A.	N.A.	N.A.	N.A.	N.A.	N.A.
	Total Shareholding of Promoter and Promoter Group (A)=(A)(1) + (A)(2)						
(B)	Public Shareholding						
(1)	Institutions						
(a)	Mutual Funds/UTI						
(b)	Financial Institutions/Banks						
(c)	Central/State Government(s)						
(d)	Venture Capital Funds						
(e)	Insurance Companies						
(f)	Foreign Institutional Investors						
(g)	Foreign Venture Capital Investors						
(h)	Any Other (specify)						
	Sub-Total (B) (1)	N.A.	N.A.	N.A.	N.A.	N.A.	N.A.
(2)	Non Institutions						
(a)	Bodies Corporate						
(b)	Individuals						
	i. Individual shareholders holding nominal share capital upto Rs. 1 lakh						
	ii. Individual shareholders holding nominal share capital in excess of Rs. 1 lakh.						
(c)	Any Other (specify)						
	Sub-Total (B) (2)						
	Total Public shareholding (B)=(B)(1)+(B)(2)	N.A.	N.A.	N.A.	N.A.	N.A.	N.A.
	TOTAL (A) + (B)	N.A.	N.A.	N.A.	N.A.	N.A.	N.A.
(C)	Shares held by Custodians and against which Depository Receipts						
	GRAND TOTAL (A)+(B)+(C)	N.A.	N.A.	N.A.	N.A.	N.A.	N.A.

