

**ANNEXURE -I**

**Format of holding of specified securities**

Name of Listed Entity: **JSW HOLDINGS LIMITED**  
Scrip Code : **532642** Name of Scrip : **JSWHL** Class of Security : **Equity**  
Share Holding Pattern Filed under : **Reg.31(1)(b)**

- a. If under 31 (1)(b) then indicate the report for quarter ending : **30.09.2016**  
b. If under 31(1)(c) then indicate date of allotment/extinguishment: **N.A.**

Declaration: The Listed entity is required to submit the following declaration to the extent of submission of information:-

Particulars	Yes*/No*
1 Whether the Listed Entity has issued any partly paid up shares?	No
2 Whether the Listed Entity has issued any Convertible Securities or Warrants?	No
3 Whether the Listed Entity has any shares against which depository receipts are issued?	No
4 Whether the Listed Entity has any shares in locked-in?	No
5 Whether any shares held by promoters are pledge or otherwise encumbered?	No

\* If the Listed Entity selects the option 'No' for the questions above, the columns for the partly paid up shares, Outstanding Convertible Securities/Warrants, depository receipts, locked-in shares, No of shares pledged or otherwise encumbered by promoters, as applicable, shall not be displayed at the time of dissemination on the Stock Exchange website. Also wherever there is 'No' declared by Listed Entity in above table the values will be considered as 'Zero' by default on submission of the format of holding of specified securities.

5 The tabular format for disclosure of holding of specified securities is as follows:-




Table I - Summary statement holding of specified securities

Category (I)	Category of shareholder (II)	Nos of shareholders (III)	No of fully paid-up equity shares held (IV)	No of Party paid-up equity shares held (V)	No of shares underlying Depository Receipts (VI)	Total nos. shares held (VII) = (IV)+(V)+(VI)	Shareholding as a % of total no. of shares (calculated as per SCRR, 1957) (VIII) As a % of (A+B+C2)	Number of Voting Rights held in each class of securities (IX)			No of shares Underlying Outstanding convertible securities (Including Warrants) (X)	Shareholding, as a % assuming full conversion of convertible securities (as a percentage of diluted share capital) (XI) = (VII) + (X) As a % of (A+B+C2)	Number of Locked In shares (XII)		Number of shares pledged or otherwise encumbered (XIII)		Number of equity shares held in dematerialized form (XIV)	
								No of Voting Rights					Total as a % of (A+B+C)	No. (a)	As a % of total shares held (b)	No. (a)		As a % of total shares held (b)
								Class eg: X	Class eg: Y	Total								
(A)	Promoter & Promoter Group	33	68,17,058	-	-	68,17,058	61.42	68,17,058	-	68,17,058	61.42	-	-	-	-	NA	68,17,058	
(B)	Public	23,384	42,70,443	-	-	42,70,443	38.47	42,70,443	-	42,70,443	38.47	-	-	-	-	NA	40,40,427	
(C)	Non Promoter- Non Public	1	12,124	-	-	12,124	0.11	12,124	-	12,124	0.11	-	-	-	-	NA	12,124	
(C1)	Shares underlying DRs	-	-	-	-	-	-	-	-	-	-	-	-	-	-	NA	-	
(C2)	Shares held by Employee Trusts	1	12,124	-	-	12,124	0.11	12,124	-	12,124	0.11	-	-	-	-	NA	12,124	
	<b>Total</b>	<b>23,418</b>	<b>110,99,625</b>	<b>0</b>	<b>0</b>	<b>110,99,625</b>	<b>100.00</b>	<b>110,99,625</b>	<b>0</b>	<b>110,99,625</b>	<b>100.00</b>	<b>0</b>	<b>0</b>	<b>0</b>	<b>0</b>	<b>0</b>	<b>108,69,609</b>	





Table II - Statement showing shareholding pattern of the Promoter and Promoter Group

Category & Name of the shareholders (I)	PAN (II)	Nos of shareholder (III)	No of fully paid-up equity shares held (IV)	Partly paid-up equity shares held (V)	No of shares underlying Depository Receipts (VI)	Total nos. shares held (VII) = (IV)+(V)+(VI)	Shareholding as a % of total no. of shares (calculated as per SCRR, 1957) As a % of (A+B+C2) (VIII)	Number of Voting Rights held in each class of securities (IX)				No of shares Underlying Outstanding convertible securities (Including Warrants) (X)	Shareholding, as a % assuming full conversion of convertible securities (as a percentage of diluted share capital) (XI)=(VII)+(X) as a % of (A+B+C2)	Number of Locked in shares (XII)		Number of shares pledged or otherwise encumbered (XIII)		Number of equity shares held in dematerialized form (XIV)	
								No of Voting Rights			Total as a % of Total Voting Rights			No. (a)	As a % of total shares held (b)	No. (a)	As a % of total shares held (b)		
								Class eg: X	Class eg: Y	Total									
(1) Indian																			
(a) Individuals/H.U.F		19	24,016	0	0	24,016	0.22	24,016	0	0	0.22	0	0.22	0	0	0	0	0	24,016
1 SAJJAN JINDAL	AADPJ5110D	1	2,197	0	0	2,197	0.02	2,197	0	0	0.02	0	0.02	0	0	0	0	0	2,197
2 S K JINDAL & SONS HUF	AAPHS1426R	1	1,447	0	0	1,447	0.01	1,447	0	0	0.01	0	0.01	0	0	0	0	0	1,447
3 R K JINDAL & SONS HUF	AACHR8177F	1	3,708	0	0	3,708	0.03	3,708	0	0	0.03	0	0.03	0	0	0	0	0	3,708
4 SAVITRI DEVI JINDAL	ACPPJ0130M	1	1,863	0	0	1,863	0.02	1,863	0	0	0.02	0	0.02	0	0	0	0	0	1,863
5 SMINU JINDAL	AAGPJ1586N	1	1,381	0	0	1,381	0.01	1,381	0	0	0.01	0	0.01	0	0	0	0	0	1,381
6 DEEPIKA JINDAL	AAPPJ2847R	1	1,356	0	0	1,356	0.01	1,356	0	0	0.01	0	0.01	0	0	0	0	0	1,356
7 TRIPTI JINDAL	ACXPJ7608J	1	1,256	0	0	1,256	0.01	1,256	0	0	0.01	0	0.01	0	0	0	0	0	1,256
8 TARINI JINDAL	AEEPJ0735P	1	1,256	0	0	1,256	0.01	1,256	0	0	0.01	0	0.01	0	0	0	0	0	1,256
9 URVI JINDAL	AGFPJ3837R	1	1,256	0	0	1,256	0.01	1,256	0	0	0.01	0	0.01	0	0	0	0	0	1,256
10 PRITHVI RAJ JINDAL	AALPJ2120R	1	2,097	0	0	2,097	0.02	2,097	0	0	0.02	0	0.02	0	0	0	0	0	2,097
11 SANGITA JINDAL	ADDPJ5071E	1	1,181	0	0	1,181	0.01	1,181	0	0	0.01	0	0.01	0	0	0	0	0	1,181
12 P R JINDAL HUF	AAEHP7501H	1	1,122	0	0	1,122	0.01	1,122	0	0	0.01	0	0.01	0	0	0	0	0	1,122
13 NAVEEN JINDAL & SONS HUF	AAAHJ3831J	1	691	0	0	691	0.01	691	0	0	0.01	0	0.01	0	0	0	0	0	691
14 NAVEEN JINDAL	AALPJ2123N	1	664	0	0	664	0.01	664	0	0	0.01	0	0.01	0	0	0	0	0	664
15 PARTH JINDAL	AJJPJ6232H	1	500	0	0	500	0.00	500	0	0	0.00	0	0.00	0	0	0	0	0	500
16 TANVI SHETE	AGCPJ0233G	1	500	0	0	500	0.00	500	0	0	0.00	0	0.00	0	0	0	0	0	500
17 ARTI JINDAL	ACYPJ7504Q	1	250	0	0	250	0.00	250	0	0	0.00	0	0.00	0	0	0	0	0	250
18 SAROJ BHARTIA	AAIPB7610F	1	34	0	0	34	0.00	34	0	0	0.00	0	0.00	0	0	0	0	0	34
19 SHRADHA JATIA	AAGPJ9066R	1	1,257	0	0	1,257	0.01	1,257	0	0	0.00	0	0.00	0	0	0	0	0	1,257
(b) Central/State Government(s)																			
(c) Financial Institutions/Banks																			
(d) Any Other (Specify)																			



	<b>Bodies Corporate</b>	<b>12</b>	<b>67,90,316</b>	<b>0</b>	<b>0</b>	<b>67,90,316</b>	<b>61.18</b>	<b>67,90,316</b>	<b>0</b>	<b>0</b>	<b>61.18</b>	<b>0</b>	<b>61.18</b>	<b>0</b>	<b>0</b>	<b>0</b>	<b>0</b>	<b>67,90,316</b>
1	NALWA SONS INVESTMENTS LTD	AAACI2734R	1	11,37,118	0	0	11,37,118	10.24	11,37,118	0	0	10.24	0	10.24	0	0	0	11,37,118
2	SAHYOG TRADCORP PRIVATE LIMITED	AAUCS2300N	1	8,22,674	0	0	8,22,674	7.41	8,22,674	0	0	7.41	0	7.41	0	0	0	8,22,674
3	OPJ TRADING PRIVATE LIMITED	AABCO9632N	1	8,22,673	0	0	8,22,673	7.41	8,22,673	0	0	7.41	0	7.41	0	0	0	8,22,673
4	VIRTUOUS TRADECORP PRIVATE LIMITED	AAECV7088E	1	8,22,673	0	0	8,22,673	7.41	8,22,673	0	0	7.41	0	7.41	0	0	0	8,22,673
5	DANTA ENTERPRISES PRIVATE LIMITED	AAECD9628G	1	8,22,672	0	0	8,22,672	7.41	8,22,672	0	0	7.41	0	7.41	0	0	0	8,22,672
6	JSW INVESTMENTS PRIVATE LIMITED	AAJCS2498G	1	6,15,522	0	0	6,15,522	5.55	6,15,522	0	0	5.55	0	5.55	0	0	0	6,15,522
7	JINDAL COAL PRIVATE LIMITED	AABCJ3739R	1	4,41,518	0	0	4,41,518	3.98	4,41,518	0	0	3.98	0	3.98	0	0	0	4,41,518
8	GLEBE TRADING PRIVATE LIMITED	AAECG0208K	1	4,35,511	0	0	4,35,511	3.92	4,35,511	0	0	3.92	0	3.92	0	0	0	4,35,511
9	JSL LIMITED	AACCI1451F	1	4,33,828	0	0	4,33,828	3.91	4,33,828	0	0	3.91	0	3.91	0	0	0	4,33,828
10	REYNOLD TRADERS PRIVATE LIMITED	AAACR5787N	1	3,20,500	0	0	3,20,500	2.89	3,20,500	0	0	2.89	0	2.89	0	0	0	3,20,500
11	VINAMRA CONSULTANCY PRIVATE LIMITED	AAECV5876E	1	1,15,293	0	0	1,15,293	1.04	1,15,293	0	0	1.04	0	1.04	0	0	0	1,15,293
12	HEXA TRADEX LIMITED	AACHS5334B	1	334	0	0	334	0.00	334	0	0	0.00	0	0.00	0	0	0	334
	<b>Sub- Total (A)(1)</b>		<b>31</b>	<b>68,14,332</b>	<b>0</b>	<b>0</b>	<b>68,14,332</b>	<b>61.40</b>	<b>68,14,332</b>	<b>0</b>	<b>0</b>	<b>61.40</b>	<b>0</b>	<b>61.40</b>	<b>0</b>	<b>0</b>	<b>0</b>	<b>68,14,332</b>
(2)	Foreign																	
(a)	Individuals (Non-Resident Individuals/ Foreign Individuals)		2	2,726	0	0	2,726	0.02	2,726	0	0	0.02	0	0.02	0	0	0	2,726
	ABHYUDAY JINDAL	AIEPJ2431J	1	1,256	0	0	1,256	0.01	1,256	0	0	0.01	0	0.01	0	0	0	1,256
	RATAN JINDAL	AASPJ0852D	1	1,470	0	0	1,470	0.01	1,470	0	0	0.01	0	0.01	0	0	0	1,470
(b)	Government		0	0	0	0	0	0	0	0	0	0	0	0	0	0	0	0
(c)	Institutions		0	0	0	0	0	0	0	0	0	0	0	0	0	0	0	0
(d)	Foreign Portfolio Investor		0	0	0	0	0	0	0	0	0	0	0	0	0	0	0	0
(e)	Any Other (Specify)		0	0	0	0	0	0	0	0	0	0	0	0	0	0	0	0
	<b>Sub- Total (A)(2)</b>		<b>2</b>	<b>2,726</b>	<b>0</b>	<b>0</b>	<b>2,726</b>	<b>0.02</b>	<b>2,726</b>	<b>0</b>	<b>0</b>	<b>0.02</b>	<b>0</b>	<b>0.02</b>	<b>0</b>	<b>0</b>	<b>0</b>	<b>2,726</b>
	<b>Total Shareholding of Promoter and Promoter Group (A)=(A)(1)+(A)(2)</b>		<b>33</b>	<b>68,17,058</b>	<b>0</b>	<b>0</b>	<b>68,17,058</b>	<b>61.42</b>	<b>68,17,058</b>	<b>0</b>	<b>0</b>	<b>61.42</b>	<b>0</b>	<b>61.42</b>	<b>0</b>	<b>0</b>	<b>0</b>	<b>68,17,058</b>
Details of Shares which remain unclaimed may be given here alongwith details such as number of shareholders, outstanding shares held in demat/unclaimed suspense account, voting rights which are frozen etc.																		
Note:																		
(1) PAN would not be displayed on website of Stock Exchange(s).																		
(2) The term "Encumbrance" has the same meaning as assigned under regulation 28(3) of SEBI (Substantial Acquisition of Shares and Takeovers) Regulations, 2011.																		





Table III - Statement showing shareholding pattern of the Public Shareholder

Category & Name of the shareholders (I)	PAN (II)	Nos of shareholder (III)	No of fully paid-up equity shares held (IV)	Partly paid-up equity shares held (V)	No of shares underlying Depository Receipts (VI)	Total nos. shares held (VII) = (IV)+(V)+(VI)	Shareholding as a % of total no. of shares (calculated as per SCRR, 1957) As a % of (A+B+C2) (VIII)	Number of Voting Rights held in each class of securities (IX)			No of shares Underlying Outstanding convertible securities (including Warrants) (X)	Total Shareholding, as a % assuming full conversion of convertible securities (as a percentage of diluted share capital) (XI)	Number of Locked in shares (XII)		Number of shares pledged or otherwise encumbered (XIII)		Number of equity shares held in dematerialized form (XIV)	
								No of Voting Rights					Total as a % of Total Voting Rights	No. (a)	As a % of total shares held (b)	No. (Not applicable) (c)		As a % of total shares held (Not applicable) (d)
								Class eg: X	Class eg: Y	Total								
(1) Institutions																		
(a) Mutual Fund/UTI	-	6	3,888	0	0	3,888	0.04	3,888	0	0	0.04	0	0	0	0	NA		3,888
(b) Venture Capital Funds	-	0	-	0	0	-	0.00	-	0	0	0	0	0	0	0	NA		0
(c) Alternate Investment Funds	-	0	-	0	0	-	0.00	-	0	0	0	0	0	0	0	NA		0
(d) Foreign Venture Capital Investors	-	0	-	0	0	-	0.00	-	0	0	0	0	0	0	0	NA		0
(e) Foreign Portfolio Investors	-	15	14,53,669	0	0	14,53,669	13.10	14,53,669	0	0	13.10	0	13.10	0	0	NA		14,53,669
1 THE INDIAMAN FUND (MAURITIUS) LIMITED.	AAACT4855D	0	2,38,548	0	0	2,38,548	2.15	2,38,548	0	0	2.15	0	2.15	0	0	NA		2,38,548
2 THE GREAT INDIAN TUSKER FUND	AAECT0749A	0	3,33,584	0	0	3,33,584	3.01	3,33,584	0	0	3.01	0	3.01	0	0	NA		3,33,584
3 STREAM VALUE FUND	AAQCS4646H	0	4,27,000	0	0	4,27,000	3.85	4,27,000	0	0	3.85	0	3.85	0	0	NA		4,27,000
(f) Financial Institutions / Banks	-	21	12,407	0	0	12,407	0.11	12,407	0	0	0.11	0	0.11	0	0	NA		11,096
(g) Insurance Companies	-	0	-	0	0	-	0.00	-	0	0	0	0	0	0	0	NA		0
(h) Provident Funds/Pension Funds	-	0	-	0	0	-	0.00	-	0	0	0	0	0	0	0	NA		0
(i) Any Other (specify)	-	12	8,55,119	0	0	8,55,119	7.70	8,55,119	0	0	7.70	0	7.70	0	0	NA		8,53,857
Foreign Institutional Investors	-																	
1 SPARROW ASIA DIVERSIFIED OPPORTUNITIES FUND	AANCS3131Q	0	5,51,000	0	0	5,51,000	4.96	5,51,000	0	0	4.96	0	4.96	0	0	NA		5,51,000
2 ORANGE MAURITIUS INVESTMENTS LIMITED	AA8CO0594R	0	3,02,040	0	0	3,02,040	2.72	3,02,040	0	0	2.72	0	2.72	0	0	NA		3,02,040
Sub- Total (B)(1)	-	54	23,25,083	-	-	23,25,083	20.95	23,25,083	-	-	20.95	-	20.95	0	0.00	NA		23,22,510



(2) Central Government/State Government(s)/President of India	-	0	0	0	0	0	0.00	0	0	0	0	0	0	0	0	0	0	0	0	0	NA	
Sub- Total (B)(2)	-	0	0	0	0	0	0.00	0	0	0	0	0	0	0	0	0	0	0	0	0	NA	0
(3) Non- Institutions	-																					
(a) Individuals -																						
i.Individual shareholders holding nominal share capital up to Rs.2 lakhs.	-	21,144	12,73,267	0	0	12,73,267	11.47	12,73,267	0	0	11.47	0	11.47	0	0	0	0	0	0	0	NA	10,85,351
ii.Individual shareholders holding nominal share capital in excess of Rs.2 lakhs.	-	3	1,20,983	0	0	1,20,983	1.09	1,20,983	0	0	1.09	0	1.09	0	0	0	0	0	0	0	NA	1,20,983
(b) NBFCs registered with RBI	-	1	300	0	0	300	0.00	300	0	0	0	0	0	0	0	0	0	0	0	0	NA	300
(c) Employee Trust	-	0	0	0	0	0	0.00	0	0	0	0	0	0	0	0	0	0	0	0	0	NA	0
(d) Overseas Depositories (holding DRs) (balancing figure)	-	0	0	0	0	0	0.00	0	0	0	0	0	0	0	0	0	0	0	0	0	NA	0
(e) Any Other (Specify)	-	2,182	5,50,810	0	0	5,50,810	4.96	5,50,810	0	0	4.96	0	4.96	0	0	0	0	0	0	0	NA	5,11,283
1)Individual (NRI- Rep, Non Rep)	-	1,187	87,644	0	0	87,644	0.79	87,644	0	0	0.79	0	0.79	0	0	0	0	0	0	0	NA	51,994
2) <i>Custodian A/c</i>	-	1	267	0	0	267	0.00	267	0	0	0.00	0	0.00	0	0	0	0	0	0	0	NA	267
3) Bodies Corporate	-	469	3,90,081	0	0	3,90,081	3.51	3,90,081	0	0	3.51	0	3.51	0	0	0	0	0	0	0	NA	3,86,229
4)Foreign national / Bodies/ OCB	-	2	125	0	0	125	0.00	125	0	0	0.00	0	0.00	0	0	0	0	0	0	0	NA	100
5) Clearing Members	-	30	2,689	0	0	2,689	0.02	2,689	0	0	0.02	0	0.02	0	0	0	0	0	0	0	NA	2,689
6) HUF	-	493	70,004	0	0	70,004	0.63	70,004	0	0	0.63	0	0.63	0	0	0	0	0	0	0	NA	70,004
Sub- Total (B)(3)	-	23,330	19,45,360	0	0	19,45,360	17.52	19,45,360	0	0	17.52	0	17.52	0	0	0	0	0	0	0	NA	17,17,917
Total Public Shareholding (B)=(B)(1)+(B)(2)+(B)(3)	-	23,384	42,70,443	0	0	42,70,443	38.47	42,70,443	0	0	38.47	0	38.47	0	0	0	0	0	0	0	NA	40,40,427

Details of the shareholders acting as persons in Concert including their Shareholding (No. and %): -

Details of Shares which remain unclaimed may be given hear along with details such as number of shareholders, outstanding shares held in demat/unclaimed suspense account, voting rights which are frozen etc. -

Note:

(1) PAN would not be displayed on website of Stock Exchange(s).

(2) The above format needs to be disclosed along with the name of following persons: Institutions/Non institutions holding more than 1% of total number of shares.

(3) W.r.t. the information pertaining to Depository Receipts, the same may be disclosed in the respective columns to the extent information available and the balance to be disclosed as held by custodian.




Table IV - Statement showing shareholding pattern of the Non Promoter-Non Public Shareholder

Category & Name of the shareholders (I)	PAN (II)	Nos of shareholder (III)	No of fully paid-up equity shares held (IV)	Partly paid-up equity shares held (V)	No of shares underlying Depository Receipts (VI)	Total nos. shares held (VII) = (IV)+(V)+(VI)	Shareholding as a % of total no. of shares (calculated as per SCRR, 1957) As a % of (A+B+C2) (VIII)	Number of Voting Rights held in each class of securities (IX)			No of shares Underlying Outstanding convertible securities (Including Warrants) (X)	Total Shareholding, as a % assuming full conversion of convertible securities (as a percentage of diluted share capital) (XI)=(VII)+(X) As a % of	Number of Locked in shares (XII)		Number of shares pledged or otherwise encumbered (XIII)		Number of equity shares held in dematerialized form (XIV)	
								No of Voting Rights					Total as a % of Total Voting Rights	No.	As a % of total shares held	No. (Not applicable)		As a % of total shares held (Not applicable)
								Class eg: X	Class eg: Y	Total								
(1) Custodian/DR Holder	0	0	0	0	0	0	0	0	0	0	0	0	0	0	0	0	0	0
(a) Name of DR Holder (If available)	0	0	0	0	0	0	0	0	0	0	0	0	0	0	0	0	0	0
(2) Employee Benefit Trust (Under SEBI (Share based Employee Benefit ) Regulations, 2014)	0	1	12,124	0	0	12,124	0.11	12,124	0	12,124	0.11	0	0.11	0	0	0	0	12,124
<b>Total Non-Promoter - Non Public Shareholding (C)=(C)(1)+(C)(2)</b>	0	1	12,124	0	0	12,124	0.11	12,124	0	12,124	0.11	0	0.11	0	0	0	0	12,124

Note:

- (1) PAN would not be displayed on website of Stock Exchange(s).
- (2) The above format needs to disclose name of all holders holding more than 1% of total number of shares
- (3) W.r.t. the information pertaining to Depository Receipts, the same may be disclosed in the respective columns to the extent information available.

