

ANNEXURE -I
Format of holding of specified securities

Name of Listed Entity: **JSW HOLDINGS LIMITED**
Scrip Code : **532642** Name of Scrip : **JSWHL** Class of Security : **Equity**
Share Holding Pattern Filed under : **Reg.31(1)(b)**
a. If under 31 (1)(b) then indicate the report for quarter ending : **31.03.2016**
b. If under 31(1)(c) then indicate date of allotment/extinguishment: **N.A.**

Declaration: The Listed entity is required to submit the following declaration to the extent of submission of information:-

Particulars	Yes*/No*
1 Whether the Listed Entity has issued any partly paid up shares?	No
2 Whether the Listed Entity has issued any Convertible Securities or Warrants?	No
3 Whether the Listed Entity has any shares against which depository receipts are issued?	No
4 Whether the Listed Entity has any shares in locked-in?	No
5 Whether any shares held by promoters are pledge or otherwise encumbered?	No

* If the Listed Entity selects the option 'No' for the questions above, the columns for the partly paid up shares, Outstanding Convertible Securities/Warrants, depository receipts, locked-in shares, No of shares pledged or otherwise encumbered by promoters, as applicable, shall not be displayed at the time of dissemination on the Stock Exchange website. Also wherever there is 'No' declared by Listed Entity in above table the values will be considered as 'Zero' by default on submission of the format of holding of specified securities.

5 The tabular format for disclosure of holding of specified securities is as follows:-

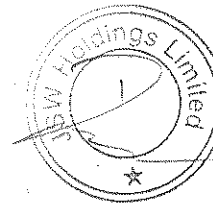


Table I - Summary statement holding of specified securities

Category (I)	Category of shareholder (II)	Nos of shareholders (III)	No of fully paid-up equity shares held (IV)	No of Partly paid-up equity shares held (V)	No of shares underlying Depository Receipts (VI)	Total nos. shares held (VII) = (IV)+(V)+(VI)	Shareholding as a % of total no. of shares (calculated as per SCRR, 1957) (VIII) As a % of (A+B+C2)	Number of Voting Rights held in each class of securities (IX)			No of shares Outstanding convertible securities (including Warrants) (X)	Shareholding, as a % assuming full conversion of convertible securities (as a percentage of diluted share capital) (XI) = (VII)+(X) As a % of (A+B+C2)	Number of Locked In shares (XII)		Number of shares pledged or otherwise encumbered (XIII)		Number of equity shares held in dematerialized form (XIV)	
								No of Voting Rights					Total as a % of (A+B+C)	No. (a)	As a % of total shares held (b)	No. (a)		As a % of total shares held (b)
								Class eg: X	Class eg: Y	Total								
(A)	Promoter & Promoter Group	33	68,17,058	-	-	68,17,058	61.42	68,17,058	-	68,17,058	61.42	-	-	-	NA	68,17,058		
(B)	Public	24,275	42,82,567	-	-	42,82,567	38.58	42,82,567	-	42,82,567	38.58	-	-	-	NA	40,51,126		
(C)	Non Promoter- Non Public	-	-	-	-	-	-	-	-	-	-	-	-	-	NA	-		
(C1)	Shares underlying DRs	-	-	-	-	-	-	-	-	-	-	-	-	-	NA	-		
(C2)	Shares held by Employee Trusts	-	-	-	-	-	-	-	-	-	-	-	-	-	NA	-		
	Total	24,308	110,99,625	0	0	110,99,625	100.00	110,99,625	0	110,99,625	100.00	0	0	0		108,68,184		





Table II - Statement showing shareholding pattern of the Promoter and Promoter Group

Category & Name of the shareholders (I)	PAN (II)	Nos of shareholder (III)	No of fully paid-up equity shares held (IV)	Partly paid-up equity shares held (V)	No of shares underlying Depository Receipts (VI)	Total nos. shares held (VII) = (IV)+(V)+(VI)	Shareholding as a % of total no. of shares (calculated as per SCRR, 1957) As a % of (A+B+C2) (VIII)	Number of Voting Rights held in each class of securities (IX)			No of shares Underlying Outstanding convertible securities (Including Warrants) (X)	Shareholding, as a % assuming full conversion of convertible securities (as a percentage of diluted share capital) (XI)=(VII)+(X) as a % of (A+B+C2)	Number of Locked In shares (XII)		Number of shares pledged or otherwise encumbered (XIII)		Number of equity shares held in dematerialized form (XIV)	
								No of Voting Rights					Total as a % of Total Voting Rights	No. (a)	As a % of total shares held (b)	No. (a)		As a % of total shares held (b)
								Class eg: X	Class eg: Y	Total								
(1) Indian																		
(a) Individuals/H.U.F		19	24,016	0	0	24,016	0.22	24,016	0	0	0.22	0	0	0	0	0	24,016	
1 SAJJAN JINDAL	AADPJ5110D	1	2,197	0	0	2,197	0.02	2,197	0	0	0.02	0	0	0	0	0	2,197	
2 S K JINDAL & SONS HUF	AAPHS1426R	1	1,447	0	0	1,447	0.01	1,447	0	0	0.01	0	0	0	0	0	1,447	
3 R K JINDAL & SONS HUF	AACHRS177F	1	3,708	0	0	3,708	0.03	3,708	0	0	0.03	0	0	0	0	0	3,708	
4 SAVITRI DEVI JINDAL	ACPPJ0130M	1	1,863	0	0	1,863	0.02	1,863	0	0	0.02	0	0	0	0	0	1,863	
5 SMINU JINDAL	AAGPJ1586N	1	1,381	0	0	1,381	0.01	1,381	0	0	0.01	0	0	0	0	0	1,381	
6 DEEPIKA JINDAL	AAF PJ2847R	1	1,356	0	0	1,356	0.01	1,356	0	0	0.01	0	0	0	0	0	1,356	
7 SHRADHA JATIA	AAGPJ9066R	1	1,257	0	0	1,257	0.01	1,257	0	0	0.01	0	0	0	0	0	1,257	
8 TRIPTI JINDAL	ACXPJ7608J	1	1,256	0	0	1,256	0.01	1,256	0	0	0.01	0	0	0	0	0	1,256	
9 TARINI JINDAL	AEEPJ0735P	1	1,256	0	0	1,256	0.01	1,256	0	0	0.01	0	0	0	0	0	1,256	
10 URVI JINDAL	AGFPJ3837R	1	1,256	0	0	1,256	0.01	1,256	0	0	0.01	0	0	0	0	0	1,256	
11 PRITHVI RAJ JINDAL	AALPJ2120R	1	2,097	0	0	2,097	0.02	2,097	0	0	0.02	0	0	0	0	0	2,097	
12 SANGITA JINDAL	ADDPJ5071E	1	1,181	0	0	1,181	0.01	1,181	0	0	0.01	0	0	0	0	0	1,181	
13 P. R. JINDAL HUF	AAEHP7501H	1	1,122	0	0	1,122	0.01	1,122	0	0	0.01	0	0	0	0	0	1,122	
14 NAVEEN JINDAL & SONS HUF	AAAHJ3831J	1	691	0	0	691	0.01	691	0	0	0.01	0	0	0	0	0	691	
15 NAVEEN JINDAL	AALPJ2123N	1	664	0	0	664	0.01	664	0	0	0.01	0	0	0	0	0	664	
16 PARTH JINDAL	AJJPJ6232H	1	500	0	0	500	0.00	500	0	0	0.00	0	0	0	0	0	500	
17 TANVI JINDAL	AGCPJ0233G	1	500	0	0	500	0.00	500	0	0	0.00	0	0	0	0	0	500	
18 ARTI JINDAL	ACYPJ7504Q	1	250	0	0	250	0.00	250	0	0	0.00	0	0	0	0	0	250	
19 SAROJ BHARTIA	AAIPB7610F	1	34	0	0	34	0.00	34	0	0	0.00	0	0	0	0	0	34	
(b) Central/State Government(s)																		
(c) Financial Institutions/Banks																		
(d) Any Other (Specify)																		



Bodies Corporate		12	67,90,316	0	0	67,90,316	61.18	67,90,316	0	0	61.18	0	61.18	0	0	0	0	67,90,316
1	NALWA SONS INVESTMENTS LTD	AAACJ2734R	1	11,37,118	0	0	11,37,118	10.24	11,37,118	0	0	10.24	0	10.24	0	0	0	11,37,118
2	SAHYOG TRADCORP PRIVATE LIMITED	AAUCS2300N	1	8,22,674	0	0	8,22,674	7.41	8,22,674	0	0	7.41	0	7.41	0	0	0	8,22,674
3	OPJ TRADING PRIVATE LIMITED	AABCO9632N	1	8,22,673	0	0	8,22,673	7.41	8,22,673	0	0	7.41	0	7.41	0	0	0	8,22,673
4	VIRTUOUS TRADCORP PRIVATE LIMITED	AAECV7089E	1	8,22,673	0	0	8,22,673	7.41	8,22,673	0	0	7.41	0	7.41	0	0	0	8,22,673
5	DANTA ENTERPRISES PRIVATE LIMITED	AAECD9628G	1	8,22,672	0	0	8,22,672	7.41	8,22,672	0	0	7.41	0	7.41	0	0	0	8,22,672
6	JSW INVESTMENTS PRIVATE LIMITED	AAJCS2498G	1	6,15,522	0	0	6,15,522	5.55	6,15,522	0	0	5.55	0	5.55	0	0	0	6,15,522
7	JINDAL COAL PRIVATE LIMITED	AABCJ3739R	1	4,41,518	0	0	4,41,518	3.98	4,41,518	0	0	3.98	0	3.98	0	0	0	4,41,518
8	GLEBE TRADING PRIVATE LIMITED	AAECG0208K	1	4,35,511	0	0	4,35,511	3.92	4,35,511	0	0	3.92	0	3.92	0	0	0	4,35,511
9	JSL LIMITED	AACCJ1451F	1	4,33,828	0	0	4,33,828	3.91	4,33,828	0	0	3.91	0	3.91	0	0	0	4,33,828
10	REYNOLD TRADERS PRIVATE LIMITED	AAACR5797N	1	3,20,500	0	0	3,20,500	2.89	3,20,500	0	0	2.89	0	2.89	0	0	0	3,20,500
11	VINAMRA CONSULTANCY PRIVATE LIMITED	AAECV5876E	1	1,15,293	0	0	1,15,293	1.04	1,15,293	0	0	1.04	0	1.04	0	0	0	1,15,293
12	HEXA TRADEX LIMITED	AACCH5334B	1	334	0	0	334	0.00	334	0	0	0.00	0	0.00	0	0	0	334
Sub- Total (A)(1)			31	68,14,332	0	0	68,14,332	61.39	68,14,332	0	0	61.39	0	61.39	0	0	0	68,14,332
(2) Foreign																		
(a) Individuals (Non-Resident Individuals/ Foreign																		
(i) Individuals)		2	2,726	0	0	2,726	0.02	2,726	0	0	0.02	0	0.02	0	0	0	0	2,726
	ABHYUDAY JINDAL	AIEPJ2431J	1	1,256	0	0	1,256	0.01	1,256	0	0	0.01	0	0.01	0	0	0	1,256
	RATAN JINDAL	AASPJ0852D	1	1,470	0	0	1,470	0.01	1,470	0	0	0.01	0	0.01	0	0	0	1,470
(b) Government		0	0	0	0	0	0	0	0	0	0	0	0	0	0	0	0	0
(c) Institutions		0	0	0	0	0	0	0	0	0	0	0	0	0	0	0	0	0
(d) Foreign Portfolio Investor		0	0	0	0	0	0	0	0	0	0	0	0	0	0	0	0	0
(e) Any Other (Specify)		0	0	0	0	0	0	0	0	0	0	0	0	0	0	0	0	0
Sub- Total (A)(2)		2	2,726	0	0	2,726	0.02	2,726	0	0	0.02	0	0.02	0	0	0	0	2,726
Total Shareholding of Promoter and Promoter																		
Group (A)=(A)(1)+(A)(2)		33	68,17,058	0	0	68,17,058	61.42	68,17,058	0	0	61.42	0	61.42	0	0	0	0	68,17,058

Details of Shares which remain unclaimed may be given here alongwith details such as number of shareholders, outstanding shares held in demat/unclaimed suspense account, voting rights which are frozen etc.

Note:

(1) PAN would not be displayed on website of Stock Exchange(s).

(2) The term "Encumbrance" has the same meaning as assigned under regulation 28(3) of SEBI (Substantial Acquisition of Shares and Takeovers) Regulations, 2011.




Table III - Statement showing shareholding pattern of the Public Shareholder

Category & Name of the shareholders (I)	PAN (II)	Nos of shareholder (III)	No of fully paid-up equity shares held (IV)	Partly paid-up equity shares held (V)	No of shares underlying Depository Receipts (VI)	Total nos. shares held (VII) = (IV)+(V)+(VI)	Shareholding as a % of total no. of shares (calculated as per SCRR, 1957) As a % of (A+B+C2) (VIII)	Number of Voting Rights held in each class of securities (IX)			No of shares Underlying Outstanding convertible securities (Including Warrants) (X)	Total Shareholding, as a % assuming full conversion of convertible securities (as a percentage of diluted share capital) (XI)	Number of Locked In shares (XII)		Number of shares pledged or otherwise encumbered (XIII)		Number of equity shares held in dematerialized form (XIV)	
								No of Voting Rights					Total as a % of Total Voting Rights	No. (a)	As a % of total shares held (b)	No. (Not applicable) (a)		As a % of total shares held (Not applicable) (b)
								Class eg: X	Class eg: Y	Total								
(1) Institutions																		
(a) Mutual Fund/UTI	-	15	4,589	0	0	4,589	0.04	4,589	0	0	0.04	0	0	0	NA		3,896	
(b) Venture Capital Funds	-	0	0	0	0	0	0.00	0	0	0	0	0	0	0	NA		0	
(c) Alternate Investment Funds	-	0	0	0	0	0	0.00	0	0	0	0	0	0	0	NA		0	
(d) Foreign Venture Capital Investors	-	0	0	0	0	0	0.00	0	0	0	0	0	0	0	NA		0	
(e) Foreign Portfolio Investors	-	0	0	0	0	0	0.00	0	0	0	0	0	0	0	NA		0	
(f) Financial Institutions / Banks	-	13	7,764	0	0	7,764	0.07	7,764	0	0	0.07	0	0	0	NA		7,146	
(g) Insurance Companies	-	0	0	0	0	0	0.00	0	0	0	0	0	0	0	NA		0	
(h) Provident Funds/Pension Funds	-	0	0	0	0	0	0.00	0	0	0	0	0	0	0	NA		0	
(i) Any Other (specify)	-	0	0	0	0	0	0.00	0	0	0	0	0	0	0	NA		0	
1) Foreign Institutional Investors		28	22,70,876	0	0	22,70,876	20.46	22,70,876	0	0	20.46	0	0	0	NA		22,69,614	
1 SPARROW ASIA DIVERSIFIED OPPORTUNITIES FUND	AANCS3131Q	0	5,51,000	0	0	5,51,000	4.96	5,51,000	0	0	4.96	0	0	0	NA		5,51,000	
2 STREAM VALUE FUND	AAQCS4646H	0	4,27,000	0	0	4,27,000	3.85	4,27,000	0	0	3.85	0	0	0	NA		4,27,000	
3 ORANGE MAURITIUS INVESTMENTS LIMITED	AABCO0594R	0	3,71,900	0	0	3,71,900	3.35	3,71,900	0	0	3.35	0	0	0	NA		3,71,900	
4 THE INDIANMAN FUND (MAURITIUS) LIMITED	AAACT4855D	0	2,29,555	0	0	2,29,555	2.07	2,29,555	0	0	2.07	0	0	0	NA		2,29,555	
5 ACACIA PARTNERS, LP	AALFA7272K	0	2,19,500	0	0	2,19,500	1.98	2,19,500	0	0	1.98	0	0	0	NA		2,19,500	
6 ACACIA INSTITUTIONAL PARTNERS, LP	AALFA7287Q	0	1,71,200	0	0	1,71,200	1.54	1,71,200	0	0	1.54	0	0	0	NA		1,71,200	
Sub- Total (B)(1)		56	22,83,229	0	0	22,83,229	20.57	22,83,229	0	0	20.57	0	0.00	NA		22,80,656		




Table IV - Statement showing shareholding pattern of the Non Promoter-Non Public Shareholder

Category & Name of the shareholders (I)	PAN (II)	Nos of shareholder (III)	No of fully paid-up equity shares held (IV)	Partly paid-up equity shares held (V)	No of shares underlying Depository Receipts (VI)	Total nos. shares held (VII) = (IV)+(V)+(VI)	Shareholding as a % of total no. of shares(calculated as per SCRR, 1957) As a % of (A+B+C2) (VIII)	Number of Voting Rights held in each class of securities (IX)				No of shares Underlying Outstanding convertible securities (Including Warrants) (X)	Total Shareholding, as a % assuming full conversion of convertible securities (as a percentage of diluted share capital) (XI)=(VII)+(X) As a % of	Number of Locked in shares (XII)		Number of shares pledged or otherwise encumbered (XIII)		Number of equity shares held in dematerialized form (XIV)
								No of Voting Rights			Total as a % of Total Voting Rights			No.	As a % of total shares held	No. (Not applicable)	As a % of total shares held (Not applicable)	
								Class eg: X	Class eg: Y	Total								
(1) Custodian/DR Holder	0	0	0	0	0	0	0	0	0	0	0	0	0	0	0	0	0	0
(a) Name of DR Holder (If available)	0	0	0	0	0	0	0	0	0	0	0	0	0	0	0	0	0	0
(2) Employee Benefit Trust (Under SEBI (Share based Employee Benefit) Regulations, 2014)	0	0	0	0	0	0	0	0	0	0	0	0	0	0	0	0	0	0
Total Non-Promoter - Non Public Shareholding (C)=(C)(1)+(C)(2)	0	0	0	0	0	0	0	0	0	0	0	0	0	0	0	0	0	0

Note:
(1) PAN would not be displayed on website of Stock Exchange(s).
(2) The above format needs to disclose name of all holders holding more than 1% of total number of shares
(3) W.r.t. the information pertaining to Depository Receipts, the same may be disclosed in the respective columns to the extent information available.

